



# International Journal for Innovative Engineering and Management Research

A Peer Reviewed Open Access International Journal

www.ijiemr.org

**COPY RIGHT**



**ELSEVIER**  
**SSRN**

**2021 IJIEMR.** Personal use of this material is permitted. Permission from IJIEMR must be obtained for all other uses, in any current or future media, including reprinting/republishing this material for advertising or promotional purposes, creating new collective works, for resale or redistribution to servers or lists, or reuse of any copyrighted component of this work in other works. No Reprint should be done to this paper, all copy right is authenticated to Paper Authors

IJIEMR Transactions, online available on 23th Feb 2021. Link :

<https://ijiemr.org/downloads/Volume-10/Special>

**DOI: 10.48047/IJIEMR/V10/I03/41**

Title: **PREZI PROGRAM OPPORTUNITIES IN THE LEARNING PROCESS AND IN DISTANCE LEARNING**

Volume 10, Issue 03, Pages: 179-182.

Paper Authors

**Otakulova Durdona Rakhmonovna**



USE THIS BARCODE TO ACCESS YOUR ONLINE PAPER

To Secure Your Paper As Per **UGC Guidelines** We Are Providing A Electronic Bar Code

## PREZI PROGRAM OPPORTUNITIES IN THE LEARNING PROCESS AND IN DISTANCE LEARNING

Otakulova Durdona Rakhmonovna

Teacher of “Methods of teaching computer science” Navoi State Pedagogical Institute

**Abstract.** This article describes the possibilities of the Prezi program in the educational process and in distance learning. Here’s a few basic facts about a stomp pad and how it is used.

**Keywords.** presentation, program, educational process, distance learning, continuing education, information technology.

### I. Introduction.

The use of modern information technologies in the system of continuing education, the creation of electronic textbooks, their use in the education system, especially in distance learning, needs a scientific analysis as a pedagogical problem. Measures for the use of information and communication technologies in higher education institutions should be developed as a normative document. The pedagogical possibilities of distance learning and the use of electronic textbooks in it need scientific analysis. It is necessary to create a mechanism for the creation of electronic textbooks for higher education and their use in distance learning. The main goals and objectives are to develop a mechanism for the introduction of modern information and communication technologies in the education system, to create an information system of the educational process, to organize a system of management based on modern technologies.

#### Main goals and objectives.

Introduction of advanced pedagogical and information technologies in the education system, critical assessment of the material and technical base of educational institutions and The main tasks for improvement are:

- for the introduction of new information technologies in the educational process;
- creation of material and technical base;
- development and application of new information educational technologies for the educational process;

- formation of student’s knowledge and skills in the field of modern information and communication technologies;

- improving the effectiveness of the educational process.

- difficulties in the introduction of modern information technologies, insufficient readiness of pedagogical teams to inform education;

- lack of understanding of the capabilities of computer training programs, lack of methodological development for their application;

- the cost of computer technology;

- lack of information technology specialists in education.

Emerging trends in modern information technology. Rapid introduction of information technologies in the education system expands the scope of application of modern technologies. In the meantime, the development of modern information technologies in education can be highlighted. Introduce the capabilities of educational software as a teaching tool, learning object and information processing tool. Integration of teaching aids and computer tools in the creation of teaching materials. Achieving the integration of the capabilities of computers and audio and video media in the creation of multimedia systems.

Using the capabilities of artificial intelligence systems in the creation of intellectual education systems. Such training systems organize the process of independent learning, independent learning, learning activities lays the groundwork for the development of intellectualization. All of this

accelerates the development of the student's personality. Use of telecommunications facilities that allow the exchange of information through global and local computer networks. Telecommunication (synchronous, asynchronous) promotes the spread of advanced pedagogical technologies in a short time, the overall development of the student. A new technology of information exchange is a real-time stereoscopic imaging system, i.e. "Virtual Reality". Informatization of education, first of all, implies:

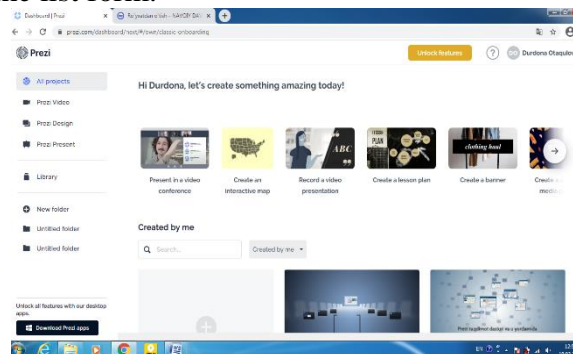
- systematic study, organization and use of modern means of computer technology, information and communication technologies;
- organization of independent work of students, educational and methodological support;
- work on creation of necessary educational and methodical support by teachers;
- new from the effective use of information technology requires the improvement of the learning process, taking into account the possibilities.

Creating a new method and video lessons in each lesson process is a topical issue today. Currently, many presentations are prepared and used in the classroom using Macromedia Flash, Delphi, C++, PowerPoint. In modern education, it is emphasized that homogeneity must be abandoned. One of the modern tools for Flash presentations, one of the programs designed to prepare presentations for distance learning and the teaching process, is the Prezi program. The peculiarity of the Prezi program is that it presents a series of presentations. The biggest difference between Power Point and Prezi programs is that Prezi mainly emphasizes the linear format. Prezi is used to build a network of ideas, thoughts and plans. Prezi is a program designed to run on Windows. Prezi uses the latest versions of Adobe Flash to create complex presentations. There are three forms of Prezi program:

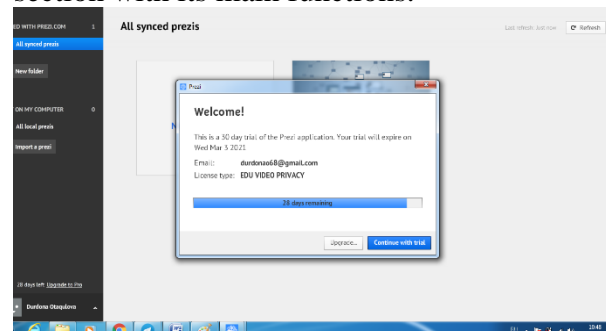
- Prezi public;
- Prezi enjoy;
- Prezi pro.

While Prezi public is free for all users, Prezi pro and Prezi enjoy require a certain fee. The Prezi program was developed by Zui Labs and the service was launched on December 15, 2008. Before working on the program, you can review a sample of ready-made presentations.

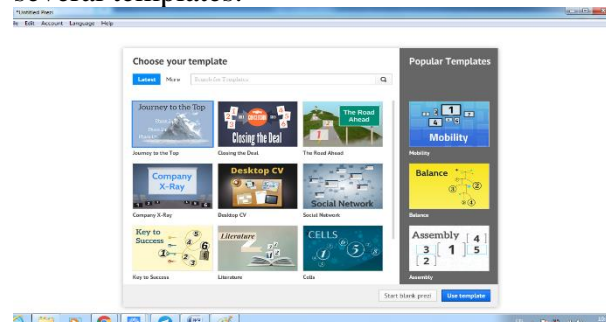
Registration at //prezi.com is simple, first select the software version, then fill out the list form.



You will need to enter an email address to complete the form. To register a free account you need to fill in a few lines with your email. You can also use a Facebook or LinkedIn account, which will significantly reduce the registration time. Once you log in to your account, you will see my main presidium section with its main functions.



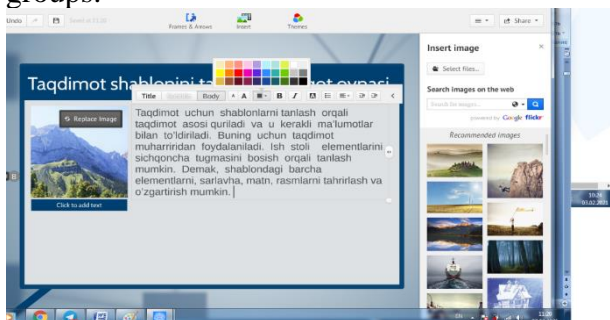
New Prezi is selected to create a new presentation. A new window will appear with several templates.



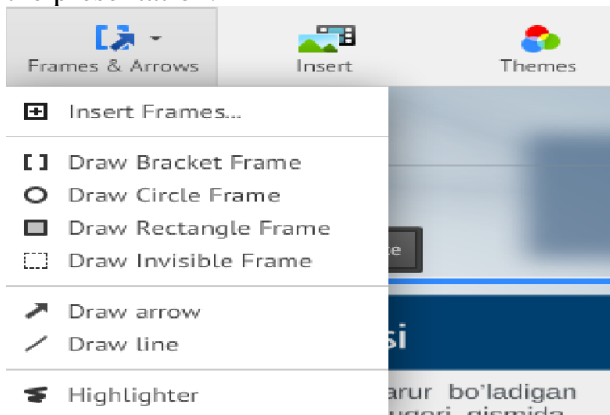
The presentation template selection dialog box. By selecting templates for the

presentation, the basis of the presentation is created and filled with the necessary information. To do this, use the presentation editor. Desktop items can be selected by clicking the mouse button. This means that you can edit and change all the elements in the template, including the title, text, and images.

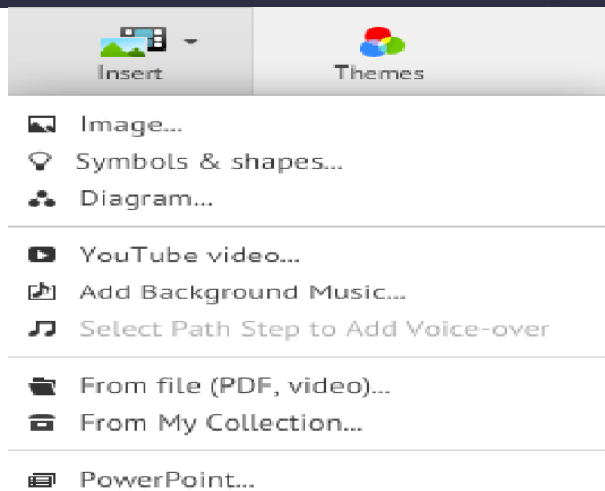
**Prezi Presentation Editor window.** The main tools you need to work with the presentation are located at the top of the window and are divided into three menu groups:



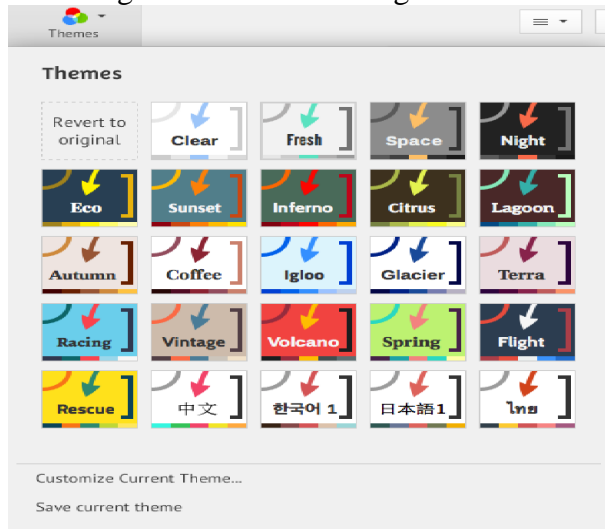
**Frames and Arrows.** Highlight different areas of the form and add new slide views to the presentation.



**Insert.** Add images, videos, and other files to provide the information you need. The KlipArt gallery is available. You can also add music to the presentation. The most interesting and informative features are that you can download videos from YouTube and add PowerPoint presentation slides, as well as add audio, pictures, PDF files and video from the device's internal memory.

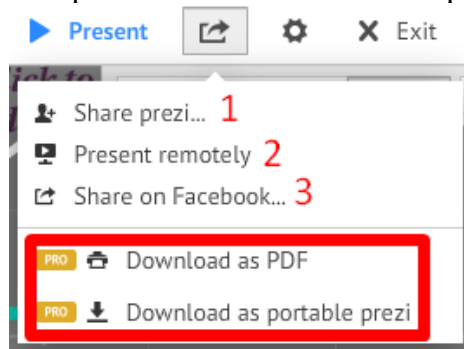


**Theme:** you can customize the presentation view. Using this menu, you can choose another theme at any time. You can do this by customizing the presentation or changing the color of an item. You can see how the presentation is displayed at any stage of the job by selecting the Present button on the left side of the window. Even if there is a Prezi service, it is possible to save the project automatically, but you will need to click the following button before exiting the editor.



Base points for the presentation base are selected and placed. These points are thought to be coordination points, and each frame is based on these points. In the Prezi program, the presentation is directional. The route allows the presentation to move from one frame to another. Instead of moving in a linear sequence, the direction moves in a different order. When the presentation is scheduled, the camera moves along the sketch.

**Prezi can zoom in, out, and rotate objects.** The Save Presentation dialog box To save a document, you can first view the page in any way you want. Second, the presentation can be run online. The document can also be saved in PDF format. Another way to save is to save the presentation offline on a computer.



**Prezi.com** is a modern tool and a new way to create a presentation and showcase its capabilities. The service not only has many useful features, but it also has a great knowledge that it is ready to transfer to its user. There are only a few suitable presentation programs. We have tried them all and recommend downloading Prezi Desktop for Windows 10. This is the best solution we have faced. The program is free, but at the same time modern, constantly updated and has unique features. In addition, the latest version of the program also supports the automatic uploading of documents to the Internet, which saves you the hassle of flash drives.

## REFERENCES

1. Vysotsky I.R. "Computer in education". Computer science and education. 2000. №.5. pp. 86-87.
2. [www.prezi.com](http://www.prezi.com)