



# International Journal for Innovative Engineering and Management Research

A Peer Reviewed Open Access International Journal

www.ijiemr.org

**COPY RIGHT**



**ELSEVIER**  
**SSRN**

**2021 IJIEMR.** Personal use of this material is permitted. Permission from IJIEMR must be obtained for all other uses, in any current or future media, including reprinting/republishing this material for advertising or promotional purposes, creating new collective works, for resale or redistribution to servers or lists, or reuse of any copyrighted component of this work in other works. No Reprint should be done to this paper, all copy right is authenticated to Paper Authors

IJIEMR Transactions, online available on 9th Feb 2021. Link

[:http://www.ijiemr.org/downloads.php?vol=Volume-10&issue=ISSUE-02](http://www.ijiemr.org/downloads.php?vol=Volume-10&issue=ISSUE-02)

**DOI: 10.48047/IJIEMR/V10/I02/09**

Title **REVIEW ON POWER QUALITY IMPROVEMENT USING UNIFIED POWER FLOW CONTROLLER SYSTEM IN ELECTRICAL NETWORK**

Volume 10, Issue 02, Pages: 36-42.

Paper Authors

**Divya D Shende, Prof.Prashant Jagtap , Prof.Rutuja Hiware**



USE THIS BARCODE TO ACCESS YOUR ONLINE PAPER

To Secure Your Paper As Per **UGC Guidelines** We Are Providing A Electronic Bar Code

## REVIEW ON POWER QUALITY IMPROVEMENT USING UNIFIED POWER FLOW CONTROLLER SYSTEM IN ELECTRICAL NETWORK

Divya D Shende<sup>1</sup>, Prof. Prashant Jagtap<sup>2</sup>, Prof. Rutuja Hiware<sup>3</sup>

G.H. Raison College of Engineering, Nagpur

Email - divyashende70@gmail.com<sup>1</sup>, prashant.jagtap@raisoni.net<sup>2</sup>, rutuja.hiware@raisoni.net<sup>3</sup>

### ABSTRACT

This paper is about voltage sag and swell, beginning about UPFC as well it is regarding compensation of voltage sag and swell. Flexible AC transmission system (FACTS) devices can control power flow, enhance power handling capability of available transmission infrastructure nearer to its thermal rating by controlling interrelated parameters governing its operation. Unified power flow controller (UPFC) is an electrical device for providing fastacting reactive power compensation on highvoltage electricity transmission networks. UPFC is the latest FACTS device. UPFC is reduce voltage sag and swell power quality problems. This paper presents the analysis of UPFC to control both active and reactive power. Power quality is actually the quality of the voltage.

**Keywords:** Voltage Sags, Voltage swells, power quality, Active and Reactive power, UPFC

### INTRODUCTION

Harmonic frequencies in the power grid are the common reason of power quality problems. Voltage sags are caused by unexpected increases in loads. Voltage sags are the mainly common power disturbance. Voltage sag is a reduction in RMS voltage of 10% voltage sag can be caused by fast changes of load such as a motor startup or a short circuit. Where as voltage swell are small period events that strength cause break to electronic, industrial equipment, outages and extra power quality.

Electrical energy produced, communicated, conveyed through substituting flow. Power factor plays an important role. Power factor is highly undesirable as it causes an increase in current. The electrical framework by developing new transmission lines, substations, and associated gear yet updegree is exceptionally hard, time extreme and expensive. UPFC can protect power framework under these difficulty and keep on providing most elevated

measure of load [1].

### I. POWER QUALITY.

Power quality refers to the ability of electrical equipment to consume the energy being supplied to it. A number of power quality issues including electrical harmonics, poor power factor, voltage instability and imbalance impact on the efficiency of electrical equipment.

### II. VOLTAGE SAG

Voltage sags as well as momentary power interruption maybe the main Power Quality difficulty affecting industrial also large commercial customers. These events are generally connected with a fault at a few location in the supply power system. Interruptions happen while the fault is on the circuit supplying the consumer. Except voltage sags occur still if the faults occur to be far away from the consumers location. Voltage sags fixed just 4-5 cycles can cause a broad range of sensitive consumer tools to drop out.

### III. VOLTAGE SWELL

Voltage swells are the opposite of dips and describe surges in voltage of 10% or more above normal or recommended usage. They can cause problems with machinery and overall power quality in a plant. Swells can occur when a large load (such as a large motor) is turned OFF and voltage on the power line increases for a short

Swell.

### UNIFIED POWER FLOW CONTROLLER

A unified power flow controller (UPFC) is an electrical device for giving quick acting reactive power remuneration on high-voltage power transmission organizations. It utilizes a couple of threestage controllable bridges to deliver current that is infused into a transmission line utilizing an arrangement transformer [5]. The regulator can control dynamic and receptive streams in a transmission line. The UPFC utilizes solid state device. which give practical adaptability, by and large not achievable by regular thyristor controlled frameworks. The UPFC is a blend of a static simultaneous compensator (STATCOM) and a static coordinated arrangement compensator (SSSC) coupled through a typical DC voltage link[6].

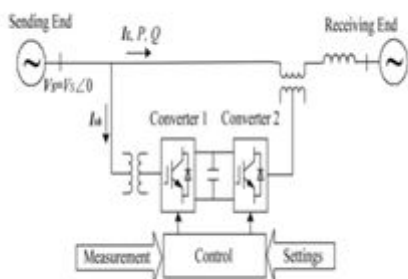


Fig.1- Diagram of UPFC

The fundamental design of an UPFC shown in fig above. which is introduced between the sending-end  $V_s$  and the less than desirable end. Converters are merged by a common dc link [13]. The UPFC comprise of a blend of an

arrangement device and a shunt device the dc terminals of which are associated with a typical dc connect capacitor. The main advantages of the UPFC is to control the active and reactive power flows in the transmission line . VAR control and programmed voltage control modes are two potential methods of UPFC. In first control mode, the reference input is inductive or capacitive VAR ask for and keep up line voltage at the association highlight a reference esteem is the point of programmed voltage control mode[14].

### ACTIVE AND REACTIVE POWER FLOW CONTROL

take into account as a simple two machine system with sending end electric force opposite, against, letting in end electric force  $V_r$  and line impedance  $X$  as made clear in fig. 2. ( a ). The system electric force phasor and sending (power and so on) angle as made clear in fig ( b )

$$P = \frac{V^2}{X} \sin \delta \quad (1)$$

X

$$Q = \frac{V^2}{X} (1 - \cos \delta) \quad (2)$$

X

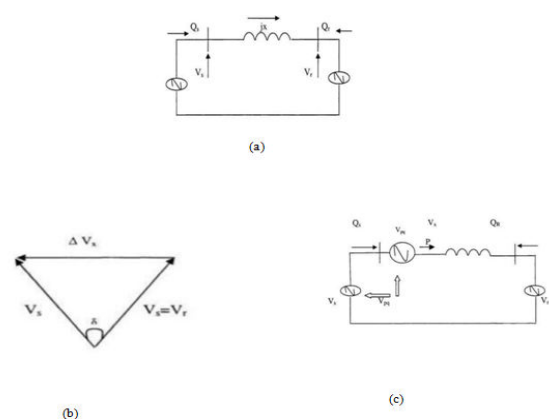


Fig 2. (a) Two machine model, (b) Voltage Phasor, (c) Active and Reactive Power at transmission line.

Show that both the power sent through sending end of the line against sending (power and so on) angle  $\delta$ . The active and reactive power of the sending end as well as letting in end can be control using UPFC fig ( 3 ) shows UPFC can be covered in 2 machine power system in number, with the line .

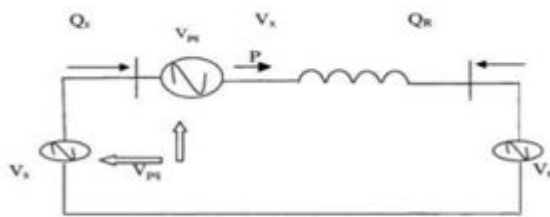


Fig.3. Two machine system with UPFC

To represent the UPFC rightly, series voltage source is designed to produce only the reactive power  $Q_{pq}$  it exchange with the line. power producing machine of sending end must be got with true and real power  $P_{pq}$  for errorless part joining. The dc connection of UPFC way taken by electric current has been placed between two inverters which has two way part joining for the moving liquid of action-looking power between sending end bus and pumped in electric force starting point. It is take to be true that UPFC push to the side inverter is operating at oneness power math number that forms a part. The first in rating act to be done of UPFC way taken by electric current is to gave action looking power request of number, order, group, line inverter to power producing machine of sending end. It is readily got to that UPFC have power over the electric force across the sending (power and so on) line, it wise except that able to limit changing the size and angle of  $V_{pq}$  [17-18].

## LITERATURE REVIEW

In (2015) Prof. Prabhodh Khampariya ,Proposed Power Quality Improvement to improve Performance power quality of Unified

Power Flow Controller (UPFC) is investigated in controlling the flow of power over the transmission line. This research deals with digital simulation of standard IEEE 14-bus power system using UPFC to improve the real and reactive power flow control through a transmission line by placing UPFC at the sending end using computer simulation [5].

In (2010) Nirmal Kumar, introduce the concept of Unified power flow control (UPFC) and Comparison of Simulation and Experimental Results of UPFC utilized for Power Quality Improvement [6].

In (2000) Narain G. Hingorani and Laszlo Gyugyi, describe the concept of FACTS Flexible AC Transmission Systems. presented a paper for show , the Flexible AC Transmission System (FACTS) another technology based on power deviceoffers an occasion to enhance controllability, strength, and force move ability of AC transmission frameworks. FACTS and driving world experts in power device applications Narain G. Hingorani and LaszloGyugyi have joined together to present to you the definitive book on FACTS innovation. Hingorani and Gyugyi present a handy way to deal with FACTS that will empower electrical specialists working in the forcebusiness [8].

In (2015) Ramandeeep Kaur, presented a paper for show, Circulation framework should be secured against voltage droops, expands that unfavorably influence the dependability and nature of intensity flexibly at the utility end. These issues can be moderated with voltage infusion technique utilizing custom power device, Dynamic Voltage Restorer (DVR). In this paper we plan a Dynamic Voltage Restorer (DVR) which is used for power quality improvement [10].

In (2005) Singh SN, Erlich I .Proposed power system transmission network, there are some corridors which are lightly loaded whereas some of the corridors are critically loaded and thus power system is operating near to critical state. Flexible AC transmission systems(FACTS) plays a vital role in improving the power system performance, both the static and dynamic, and enhanced the system loading capability by rerouting the power flow in the network [12].

In (2012) Ahmad Jamshidi, presented a paper for, improve the quality of energy in the energy transfer system, there are some effective methods. In this paper, the voltage sag and swelling are introduced, using a new FACTS device called the distributor flow controller (DPFC). The structure of the DPFC is similar to the combined energy flow controller (UPFC) also has the same control power to measure line parameters, i.e. line impedance, transmission angle, and bus capacity. However, DPFC offers certain advantages, compared to UPFC, such as higher control, higher reliability, and lower costs. DPFC is a model and three control loops, namely, central control, series control, and shunt control are design. The system under investigation is a single unlimited machine system with the DPFC and beyond. To simulate dynamic performance, a three-phase error is considered near the load. It is shown that DPFC provides acceptable performance in reducing energy quality and in controlling energy flow [19].

In (2014) Abhishek Kumar Sahu , SSCET Bhilai, proposed Process of voltage mitigation using UPFC, shows the model of UPFC that is connected to a three phase-three wire line system. In order to propose solutions to mitigate these adverse effects, a three-phase unified power flow controller (UPFC), with a

mix of shunt active power filter and series active power filter with common dc link is employed to eliminate offer current harmonics, compensate reactive power, voltage sag and voltage swell compensation on distribution network. This paper presents management and stability and performance of UPFC meant for installation on a line. System is simulated with shunt electrical converter in AC with DC voltage management mode and series electrical converter in open loop phase control mode. Simulation results here show the effectiveness of UPFC for dominant real and reactive power by victimization [20].

In (2018) Abdul Majeed Khaskheli ,presented a paper for show rectifier and inverter based UPFC is used to mitigate various power quality issues like voltage sags and swells. Test model is analyzed with and without unified power flow controller in the MATLAB/Simulink. environment. The results of simulation show that UPFC is very effective to improve the quality of power in power system. Real and reactive powers are maximize with the installation of UPFC in the network . Since in this paper UPFC is simulated in open loop, better results can be obtained in close loop with PI, PID ,Fuzzy controllers and adaptive Fuzzy controllers [21].

In (2017) Navneet Kaur , proposed technique of adding the UPFC in the transmission line of the power system we get better results as compared to the older techniques power system stabilizer and automatic. volume control with faster passing through. We have done many computer simulations to study the addition of both series compensation and the shunt compensation provided by the network controller and the shunt controller. From a comparative study of active power support, terminal power and active power. We have seen that temporary stability is

improved through the use of UPFC. By using UPFC we get better performance of temporary stability than a case other than UPFC [22].

In (2013) K.Ravichandrudu et, al. indicate the UPFC in reach harmonic reduce and stability of the wind energy grid connected system by using MATLAB/SIMULINK [23].

## CONCLUSION

In this paper ,viewing the solution used for the Voltage Sags and Swells . We can apply various types of methodology . Review on some UPFC papers for improve power quality is discussed above and comparative analysis can be done through this study. UPFC can reduce the problem of voltage Sags , Swell. The aim of this paper to study and analyze the ability of unified power flow controller (UPFC) to improve power quality in power system.

## REFERENCES

[1] L. Gyugyi, "Unified power-flow control concept for flexible ac transmission systems," Proc. Inst. Elect. Eng., vol. 139, pt. C, pp. 323–331, July 1992.

[2] S. Muthukrishnan and Dr. A. Nirmal Kumar (2010)," Comparison of Simulation and Experimental Results of UPFC used for Power Quality Improvement", International Journal of Computer and Electrical Engineering, Vol. 2, pp.555-559.

[3] S. Rigby and R. G. Harley, "An improved control scheme for a series capacitive reactance compensator based on a voltage source inverter," in IEEE/IAS Annu. Meeting, 1996, pp.870–877.

[4] Parvej khan and Himmat Singh

(2012), "Power Flow Control in a Trans- mission Line through UPFC", International Journal of Emerging Technology and Advanced Engineering. Vol.8,pp.676-680.

[5] Prof. Prabhodh Khampariya (2015)," Unified Power Flow Controller for Power Quality Improvement" International Journal of Engineering studies and Technical Approach, Vol. 01, pp.34-42.

[6] Nirmal Kumar (2010)," Comparison of Simulation and Experimental Results of UPFC utilized for Power Quality Improvement", International Journal of Computer and Electrical Engineering. Vol. 2,pp.555-559.

[7] Nabavi-Niaki, A.; Iravani, M.R. (2018-12-18). "Steady-state and dynamic models of unified power flow controller (UPFC) for power system studies". IEEE Transactions on PowerSystems.

[8] Narain G. Hingorani and Laszlo Gyugyi, "Understanding FACTS: Concepts and Technology of Flexible AC Transmission Systems", ISBN 0- 7803-3455-8, New York: IEEE Press,2000.

[9] Sen, K.K.; Stacey, E.J. (2018-12-18). "UPFC-unified power flow controller: theory, modeling, and applications". IEEE Transactions on Power Deliv- ery. 13 (4):1453–1460.

[10] Ramandeep Kaur Power Quality Improvement by using Various Voltage Sag and Swell Controller M.Tech. Student, Department of Electrical



Engineering, BBSBEC/PTU, India, AERA-2015.

pp.340-344.

[11] Nabavi-Niaki, A.; Iravani, M.R. (2018-12-18). "Steady-state and dynamic models of unified power flow controller (UPFC) for power system studies". IEEE Transactions on Power Systems.

[17] Muqueem. M. Khan, Tanveer Husain, "Stability Enhancement in Multimachine Power System by FACTS Controller", International Conference on Global Trends in Signal Processing, Information Computing and Communication, 2016, pp 414-418.

[12] Singh SN, Erlich I. "Locating unified power flow controller for enhancing power system loadability". In: International conference on future power system; 2005. p.1-5.

[18] K. S. Smith, L.Ran, "Dynamic Modelling of A Unified Power Flow Controller, IEE Proceeding. Transaction. Distribution, Vol. 144, No. 1, January 1997, pp 7-12.

[13] G. Srujit, K. Srinivas Rao, Dr. J. Bagwan Reddy (2015), "Power Flow Improvement in Transmission Line using UPFC," International Journal of Emerging Technology and Innovative Research. Vol. 07, pp. 2084-2090.

[19] Ahmad Jamshidi, 2012 IEEE Power Quality Improvement and Mitigation Case Study Using Distributed Power Flow Controller, ECE Department, University of Sistan and Baluchestan, Iran, vol 4, pp.581-585.

[14] Mr. Bipin M. Patil & Prof. Prabhodh Khampariya (2015), "Unified Power Flow Controller for Power Quality Improvement" International Journal of Engineering studies and Technical Approach, Vol. 01, pp.34-42.

[20] Abhishek Kumar Sahu, SSCET Bhilai, IJDACR Jan 2014, Process of voltage mitigation using UPFC, Vol, 2 pp.2319-4863.

[15] NK Sharma, PP Jagtap (2010), "Modelling and application of unified power flow controller (UPFC)", 3rd IEEE International on Emerging Trends in Engineering and Technology Vol. 1, pp.350-355.

[21] Abdul Majeed Khaskheli, 2018 IEEE Power Quality Improvement in Power System Network using Unified Power Flow Controller Department of Electrical Engineering, Mehran University of Engineering & Technology, Jamshoro, Pakistan, pp.5386-6594.

[16] RH Adware, PP Jagtap, JB Helonde - 2010, "Power system oscillations damping using UPFC damping controller" 3rd International Conference on Emerging Trends in Engineering and Technology Vol. 1,

[22] Navneet Kaur, IJTSRD 2017 Power Quality Improvement in Power System using UPFC, M.Tech. Scholar, Electrical Engineering Department, YIET, Gadhauri, Yamunanagar, Haryana, Vol 2. pp.832-837.



# International Journal for Innovative Engineering and Management Research

*A Peer Reviewed Open Access International Journal*

[www.ijiemr.org](http://www.ijiemr.org)

[23] K. Ravichandrudu, P. S. Pramod Kumar, and, V.E. Sowjanya, "MITIGATION OF HARMONICS AND POWER QUALITY IMPROVEMENT FOR GRID CONNECTED WIND ENERGY SYSTEM USING UPFC,"

International Journal of Application or Innovation in Engineering & Management (IJAIEEM), Vol. 2, No. 10, pp. 141-156 Oct. 2013.