



# International Journal for Innovative Engineering and Management Research

A Peer Reviewed Open Access International Journal

www.ijiemr.org

## COPY RIGHT

**2017 IJIEMR.** Personal use of this material is permitted. Permission from IJIEMR must be obtained for all other uses, in any current or future media, including reprinting/republishing this material for advertising or promotional purposes, creating new collective works, for resale or redistribution to servers or lists, or reuse of any copyrighted component of this work in other works. No Reprint should be done to this paper, all copy right is authenticated to Paper Authors

IJIEMR Transactions, online available on 29 May 2017. Link :

<http://www.ijiemr.org/downloads.php?vol=Volume-6&issue=ISSUE-3>

Title: Analysis And Performance Evaluation Of Channel Estimation In Multicell Multiuser Mimo OFDM System.

Volume 06, Issue 03, Pages: 429 – 443.

Paper Authors

**T.VIJAYAKUMARI<sup>1</sup>, B.BALACHANDRUDU**

Dept of ECE, Shri shirdi Sai Institute of science and Engineering , Anantapur , AP, India



USE THIS BARCODE TO ACCESS YOUR ONLINE PAPER

To Secure Your Paper As Per **UGC Guidelines** We Are Providing A Electronic Bar Code

## ANALYSIS AND PERFORMANCE EVALUATION OF CHANNEL ESTIMATION IN MULTICELL MULTIUSER MIMO OFDM SYSTEM

T.VIJAYAKUMARI<sup>1</sup>, B.BALACHANDRUDU<sup>2</sup>

<sup>1</sup>PG Scholar, Dept of ECE, Shri shirdi Sai Institute of science and Engineering, Anantapur, AP, India


<sup>2</sup>Associate Professor, Dept of ECE, Shri shirdi Sai Institute of science and Engineering, Anantapur, AP, India.

**ABSTRACT:** This venture examines the uplink transmission in multi-cell multi-client various information numerous yield (MIMO) orthogonal recurrence division multiplexing (OFDM) frameworks. The framework show considers blemished channel estimation, pilot defilement (PC), numerous sub-transporters and multi-way channels. It is proposed a straightforward H-inf channel estimation that accomplishes great concealment to PC. The approach abuses the space-exchanging summed up EM (SAGE) iterative procedure to break down multi-cell multi-client MIMO issue into a progression of single-cell single-client SISO issues, which diminishes the many-sided quality definitely. Investigation on mean square mistake (MSE) of H-inf within the sight of PC is additionally introduced. The numerical outcomes demonstrate that expanding the quantity of pilot subcarriers can't alleviate PC, and a sign for calming PC can be gotten. The H-inf acknowledges preferred concealment to PC over the LS and ML calculations. Its execution is near the ideal MMSE calculation and can be enhanced as the expansion in the length of channel motivation reaction (CIR). By utilizing the SAGE procedure, the execution of the H-inf does not corrupt if there should be an occurrence of countless at base station (BS).

### INTRODUCTION

Remote correspondences require the extraordinary capacity to battle multipath blurring and to offer high ghostly productivity. Numerous info various yield (MIMO) joined with orthogonal recurrence division multiplexing (OFDM) has been generally thought to be a promising hopeful. Dissimilar to the indicate point MIMO, a multiuser MIMO (MU-MIMO) framework that has minimal effort

in terminals and better resilience to remote engendering condition has been considered for future remote correspondences [3]. In a multi cell situation, it is outstanding that exact channel state data (CSI) is basic for accomplishing high framework execution. Since the versatility of clients and the restricted transfer speed, it is impractical to distribute devoted pilots for the clients in every cell, and in this way, the reuse of



pilots is an unquestionable requirement for clients in various cells.

## **1.2 WIRELESS COMMUNICATION**

Remote correspondence is the exchange of data between at least two focuses that are not associated by an electrical channel. The most widely recognized remote advances utilize radio. With radio waves separations can be short, for example, a couple meters for TV or to the extent thousands or even a large number of kilometers for profound space radio correspondences. Wireless operations allow administrations, for example, a long-extend interchanges, that are unthinkable or unfeasible to execute with the utilization of wires. Supporting innovations incorporate Wi-Fi is a remote neighborhood that empowers convenient registering gadgets to associate effortlessly to the Internet. Institutionalized as IEEE 802.11 . Wi-Fi approaches paces of a few sorts of wired Ethernet. Wi-Fi has turned into the true standard for access in private homes, inside workplaces, and at open hotspots. A few organizations charge clients a month to month expense for administration, while others have started offering it for nothing with an end goal to build the offers of their merchandise. Cell information benefit offers scope inside a scope of 10-15 miles from the closest cell site [13]. Speeds have expanded as innovations have developed, from

prior advances Mobile Satellite Communications might be utilized where different remote associations are inaccessible, for example, in to a great extent country territories [13] or remote areas. Satellite interchanges are particularly imperative for transportation, flight, oceanic and military utilize. Remote Sensor Networks are in charge of detecting clamor, impedance, and movement in information gathering systems. This enables us to identify important amounts, screen and gather information, define significant client shows, and to perform basic leadership capacities

## **1.3 MIMO (MULTIPLE INPUT MULTIPLE OUTPUT)**

Numerous information and different yield is a technique for duplicating the limit of a radio connection utilizing various transmit and get reception apparatuses to abuse multipath spread, At one time in remote the expression "MIMO" alluded to the chiefly hypothetical utilization of different receiving wires at both the transmitter and the recipient. In present day use, "MIMO" particularly alludes to a viable strategy for sending and accepting more than one information motion on a similar radio channel in the meantime through multipath spread as appeared in Fig 1.1. MIMO is on a very basic level not the same as keen reception apparatus systems created to improve the execution of a solitary information flag, for example, bar

shaping and differences.

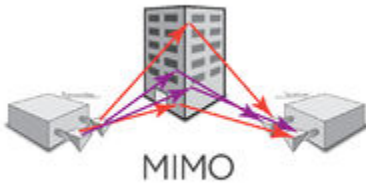


Fig.1. Multiple Input Multiple Output

MIMO can be sub-separated into three fundamental classes, pre coding, spatial multiplexing or SM, and differing qualities coding. Pre coding is multi-stream pillar shaping, in the tightest definition. In more broad terms, it is thought to be all spatial preparing that happens at the transmitter. In (single-stream) bar shaping, a similar flag is produced from each of the transmit radio wires with fitting stage and pick up weighting to such an extent that the flag power is expanded at the collector input. The advantages of bar framing are to expand the gotten flag pick up - by making signals radiated from various reception apparatuses include valuably - and to diminish the multipath blurring impact. In observable pathway spread, bar framing brings about a very much characterized directional example. In any case, ordinary shafts are not a decent similarity in cell systems, which are for the most part portrayed by multipath proliferation. At the point when the recipient has different reception apparatuses, the transmit pillar shaping can't all the while expand the flag level at all of the get

radio wires, and precoding with numerous streams is regularly helpful. Take note of that precoding requires learning of channel state data (CSI) at the transmitter and the beneficiary. Numerous information, various yield orthogonal recurrence division multiplexing (MIMO-OFDM) is the overwhelming air interface for 4G and 5G broadband remote correspondences. It joins numerous info, various yield (MIMO) innovation, which increases limit by transmitting diverse flags over different reception apparatuses, and orthogonal recurrence division multiplexing (OFDM), which isolates a radio channel into countless dispersed sub channels to give more solid interchanges at high speeds. Look into led amid the mid-1990s demonstrated that while MIMO can be utilized with other prevalent air interfaces, for example, time division numerous get to (TDMA) and code division various get to (CDMA), the blend of MIMO and OFDM is most handy at higher information rates.

MIMO-OFDM is the establishment for most exceptional remote neighborhood (Wireless LAN) and versatile broadband system principles since it accomplishes the best otherworldly productivity and, in this way, conveys the most noteworthy limit and information throughput. Greg Raleigh imagined MIMO in 1996 when he demonstrated that diverse information streams could be transmitted in the meantime on a

similar recurrence by exploiting the way that signs transmitted through space ricochet off items, (for example, the ground) and take different ways to the collector. That is, by utilizing numerous receiving wires and precoding the information, distinctive information streams could be sent over various ways. Raleigh proposed and later demonstrated that the preparing required by MIMO at higher velocities would be most sensible utilizing OFDM adjustment, in light of the fact that OFDM changes over a rapid information channel into various parallel, bring down speed channels.

## **2 LITERATURE SURVEY**

It is consider a multi-cell different reception apparatus framework with precoding utilized at the base stations for downlink transmission. For precoding at the base stations, channel state data (CSI) is fundamental at the base stations. A well known method for acquiring this CSI in time division duplex (TDD) frameworks is uplink preparing by using the correspondence of the remote medium. This paper scientifically portrays the effect that uplink preparing has on the execution of such multi-cell various receiving wire frameworks. At the point when non-orthogonal preparing groupings are utilized for uplink preparing, the paper demonstrates that the precoding lattice utilized by the base station in one cell ends up plainly defiled by the channel

between that base station and the clients in different cells in an undesirable way. This paper examines this principal issue of pilot sullyng in multi-cell frameworks. Moreover, it builds up another multi-cell MMSE based precoding technique that relieve this issue. Notwithstanding being a direct precoding technique, this precoding strategy has a basic shut shape expression that outcomes from an instinctive improvement issue definition. Numerical outcomes demonstrate noteworthy execution picks up contrasted with certain mainstream single-cell precoding techniques.

### **2.1 MIMO MAC**

On the other hand, the MIMO various get to channel or MIMO MAC speaks to a MIMO uplink case in the different sender to single recipient remote system. Cases of cutting edge get preparing for MIMO MAC are joint impedance cancelation and SDMA-based uplink client booking. For cutting edge get preparing, the beneficiary needs to know the channel state data at the recipient (CSIR). Knowing CSIR is for the most part less demanding than knowing CSIT. Be that as it may, knowing CSIR costs a ton of uplink assets to transmit devoted pilots from every client to the AP. MIMO MAC frameworks beats indicate point MIMO frameworks particularly when the quantity of recipient radio wires at an AP is bigger than the

quantity of transmit receiving wires at every client.

## 2.2 CROSS-LAYER MIMO

Improves the execution of MIMO connections by taking care of certain cross-layer issues that may happen when MIMO arrangements are utilized in a framework. Cross-layer strategies can be utilized to improve the execution of SISO connections also. Cases of cross-layer procedures are Joint Source-Channel Coding, Adaptive Modulation and Coding (AMC, or "Connection Adaptation"), Hybrid ARQ (HARQ), and client booking.

## 2.3 MULTI-USER TO MULTI-USER

The exceedingly interconnected remote specially appointed system expands the adaptability of remote systems administration at the cost of expanded multi-client obstruction. To enhance the obstruction invulnerability, PHY/MAC-layer conventions have advanced from rivalry based to agreeable based transmission and gathering. Agreeable remote correspondences can really abuse obstruction, which incorporates self-impedance and other client impedance. In helpful remote interchanges, every hub may utilize self-obstruction and other client impedance to enhance the execution of information encoding and deciphering, while customary hubs are by and large coordinated to stay away from the impedance. For instance,

once solid impedance is decodable, a hub interprets and scratches off the solid obstruction before deciphering the self-flag. The alleviation of low Carrier over Interference (CoI) proportions can be actualized across Cooperative relay. Apply cooperative concepts onto relay techniques, which is similar to cooperative diversity in terms of cooperative signalling. However, the main criterion of cooperative relay is to improve the tradeoff region between delay and performance, while that of cooperative diversity and MIMO is to improve the link and system performance at the expense of minimal cooperation loss. Store-and-forward (S&F), Amplify-and-forward (A&F), Decode-and-forward (D&F), coded cooperation, spatial coded cooperation, Compress-and-forward (C&F), Non-orthogonal methods.

## PROPOSED SYSTEM

In statistics and signal processing, a minimum mean square error (MMSE) estimator is an estimation method which minimizes the mean square error (MSE), which is a common measure of estimator quality, of the fitted values of a dependent variable. In the Bayesian setting, the term MMSE more specifically refers to estimation with quadratic cost function. In such case, the MMSE estimator is given by the posterior mean of the parameter to be estimated. Since the posterior mean is cumbersome to calculate, the form of the MMSE estimator is



usually constrained to be within a certain class of functions. Linear MMSE estimators are a popular choice since they are easy to use, calculate, and very versatile. It has given rise to many popular estimators such as the Wiener-Kolmogorov filter and Kalman filter.

In many real-time application, observational data is not available in a single batch. Instead the observations are made in a sequence. A naive application of previous formulas would have us discard an old estimate and recompute a new estimate as fresh data is made available. But then we lose all information provided by the old observation. When the observations are scalar quantities, one possible way of avoiding such re-computation is to first concatenate the entire sequence of observations and then apply the standard estimation formula as done in Example 2. But this can be very tedious because as the number of observation increases so does the size of the matrices that need to be inverted and multiplied grow. Also, this method is difficult to extend to the case of vector observations. Another approach to estimation from sequential observations is to simply update an old estimate as additional data becomes available, leading to finer estimates. Thus a recursive method is desired where the new measurements can modify the old estimates.

Design and analysis of space-alternating generalized expectation-maximization-based h-inf algorithm in multicell multiuser multiple-

input multiple-output systems. Earlier, we have shown that the MMSE algorithm can obtain optimal performance by using prior information and better suppression to PC. Although the use of SVD of channel correlation matrix is able to reduce the number of multiplications with negligible performance loss, its complexity is still quite high since obtaining the SVD itself has high computational complexity on the order of  $O(N^3)$ . Here, we introduce the H-inf algorithm, which were proposed in and to multicell MU-MIMO systems.

### 3.5 H-INF CHANNEL ESTIMATION

H-infinity loop-shaping is a design methodology in modern control theory. It combines the traditional intuition of classical control methods, such as Bode's sensitivity integral, with H-infinity optimization techniques to achieve controllers whose stability and performance properties hold good in spite of bounded differences between the nominal plant assumed in design and the true plant encountered in practice. Essentially, the control system designer describes the desired responsiveness and noise-suppression properties by weighting the plant transfer function in the frequency domain; the resulting 'loop-shape' is then 'robustified' through optimization. Robustification usually has little effect at high and low frequencies, but the response around unity-gain crossover is adjusted to maximize the system's stability

margins[14]. H-infinity loop-shaping can be applied to multiple-input multiple-output (MIMO) systems..

H-infinity loop-shaping has been successfully deployed in industry Easy to apply – commercial software handles the hard math.

- Easy to implement – standard transfer functions and state-space methods can be used.
- Plug and play – no need for re-tuning on an installation-by-installation basis.

As an alternative to the classical MMSE estimation, an H-inf filter can achieve an acceptable estimation performance without accurate knowledge of the statistical information of the involved signals. The idea of the H-inf filtering is to construct a filter that guarantees the H-inf norm of the estimation error is less than a prescribed positive value As for multicell MU-MIMO systems, the idea of the H-inf is to find an estimation method so that the ratio between the whole channel estimation error (between the  $j$ th BS and  $K$  users in each cell) and the input noise/interference is less than a prescribed threshold. Given a positive scalar factor  $s$ , the H-inf estimator for each received OFDM symbol needs to satisfy the following objective function

$$Z_j^{sup} = \frac{\|C_j^{\wedge} - C_j\|_W^2}{\|z_j\|^2} < s \quad (12)$$

Where  $C_j^{\wedge} - C_j$   $W = (C_j^{\wedge} - C_j)HW(C_j^{\wedge} - C_j)$ ;  $C_j^{\wedge}$  is a  $LQK \times 1$  vector, denoting the channel response vector to be estimated;  $C_j = [CT_j1, \dots, CT_jQ]T$ ;  $C_jq = [CT_jq1, \dots, CT_jqK]T$ ; and  $W > \mathbf{0}$  is a weighting matrix. The H-inf channel estimation in multi cell MU-MIMO systems can be described as

$$C_j^{\wedge} = \eta_j \varepsilon_j^{-1} T^{\dagger} Y_j \quad (13)$$

Where  $T = [T_1, \dots, T_Q]$ ,  $T_q = [T_{q1}, \dots, T_{qK}]$ ,  $T_{qk} = X_{qk} F_{N,L}$ , and  $\varepsilon_j = M_{1,1} + M_{1,2} \xi_j$  and  $\eta_j = M_{2,1} + M_{2,2} \xi_j$ , are both  $LQK \times LQK$  matrices.  $\xi_j$  is a  $LQK \times 1$  vector, satisfying  $\|\xi_j\|_{\infty} = \max(|\xi_1|, \dots, |\xi_{LQK}|) < 1$ , and  $\xi_1 = \dots = \xi_{LQK}$ .  $M_{1,1}$ ,  $M_{1,2}$ , and  $M_{2,1}$ ,  $M_{2,2}$  can be expressed as

$$M_{1,1} = \Omega R^{\frac{1}{2}} + R^{-\frac{1}{2}}$$

$$M_{1,2} = s^{-\frac{1}{2}} \Omega W^{\frac{1}{2}}$$

$$M_{2,1} = \Omega R^{\frac{1}{2}}$$

$$M_{2,2} = s^{-\frac{1}{2}} \Omega W^{\frac{1}{2}} -$$

$$s^{\frac{1}{2}} W^{\frac{1}{2}} \quad (14)$$

where  $R = T^{\dagger} T = I_{LQK}$  if QPSK is adopted,  $\Omega = \Omega_1 \Omega_2^{-1/2} - \Omega_2$ ,  $\Omega_2 = (R - s^{-1} W)^{-1}$ , and  $\Omega_1$  can be



easily obtained by the canonical factorization of  $I_{LQK} + \Omega_2$ .

### 3.6 H-INF CHANNEL ESTIMATION VIA SAGE PROCESS

A direct solution to (13) will result from intense calculation of the matrix inversion and multiplication operations for each OFDM symbol of all users in  $Q$  cells over  $L$  paths, and the complexity is on the order of  $O(L^3 Q^3 K^3)$ . In the case of large values of  $L$ ,  $K$ , and  $Q$ , computational complexity load will be high. In multicell MU-MIMO systems, propagation vectors between the BS antenna arrays and different terminals often could be considered uncorrelated [4]. Since the SAGE can decompose the spatially multiplexed channels, we can apply this iterative algorithm to deal with the problem of high complexity [11]. Generally, the SAGE process is developed to avoid matrix inversion of the ML estimator; therefore, we first assess the feasibility by applying SAGE. Equation (13) can be rewritten as follows.

$$\begin{aligned} C_j^\wedge &= \eta_j \varepsilon_j^{-1} T^\dagger Y_j \\ &= \gamma C_j^{\wedge ML} \end{aligned} \quad (15)$$

The numerator of (12) is considered to be the whole estimation error between the  $j$ th BS and  $K$  users in each cell. Thus, the denominator

of (12) will be AWGN  $Z_j$ . However, if the local estimation error is considered, (e.g., between the  $j$ th and  $K$  users in the  $q$ th cell), the signal, except for that from the  $q$ th cell, will be the interference, which will finally change the establishment of the objective function. Where  $\gamma = \eta_j \varepsilon_j^{-1}$ . Equation (15) can be interpreted as a filter matrix  $\gamma$  applied to the ML estimation, indicating some links between the H-inf and ML estimators. Thus, we can develop an H-inf estimator by combining the SAGE process. Instead of solving (13) directly, the SAGE algorithm converts a multicell MU-MIMO channel estimation problem into a series of single-cell single-user SISO channel estimation problems, making the dimensions of  $\Omega$ ,  $W$ , and  $R$  involved in the computation of  $\varepsilon_j$ ,  $\eta_j$  much smaller. Thus, the calculation is simplified drastically.

The SAGE-based H-inf estimation can be iteratively implemented as follows;

Initialization:

$$\begin{aligned} \text{For } q &= 1, \dots, Q, \\ \text{For } k &= 1, \dots, K \end{aligned}$$

$$Y_{jqk}^{\wedge(0)} = T_{qk} \varepsilon_{jqk} \eta_{jqk}^{-1} C_{jqk}^{\wedge(0)} \quad (16)$$

Where  $\varepsilon_{jqk}$  and  $\eta_{jqk}$  of dimension  $L \times L$  are the simplified versions of  $\varepsilon_j$  and  $\eta_j$ , respectively. The initial value of channel

estimation  $C_{jqk}$  is  $1_L$ , where  $1_L$  is an  $L \times 1$  vector whose elements are all 1. by using iterations... finally solving equation is

$$C_{jqk}^{(i+1)} = \eta_{jqk} \varepsilon_{jqk}^{-1} T_{jqk}^\dagger \pi_{jqk}^{(i)} \quad (19)$$

$$Y_{jqk}^{(i+1)} = T_{jqk} \varepsilon_{jqk} \eta_{jqk}^{-1} C_{jqk}^{(i+1)} \quad (20)$$

while for  $1 \leq k \leq K$  and  $k \_ = k$

$$Y_{jqk}^{(i+1)} = Y_{jqk}^{(i)} \quad (21)$$

### 3.7 PERFORMANCE ANALYSIS

Analysis of Matrix  $\gamma$ : To find a solution for the H-inf, we assume  $R - s-1W > 0$  [22], [23], where  $R$  is an identity. Matrix because QPSK is adopted,  $s$  is a positive scalar factor, and  $W$  is also a diagonal matrix that have equal dimensions. Thus,  $M_{1,1}$ ,  $M_{1,2}$ ,  $M_{2,1}$ , and  $M_{2,2}$  are all diagonal matrices, respectively. Finally, matrix  $\gamma$  is a real diagonal matrix with equal diagonal elements.

Since the diagonal matrix  $\gamma$  is needed to estimate the performance of the H-inf, we will find the relation between  $\gamma$  and the identity matrix. First, it is assumed that

$$\gamma < I_{LQK}. \quad (22)$$

Note that  $R$  will not be an identity matrix if 16-QAM, 64-QAM, or other

modulations are adopted. However,  $\gamma$  is always a diagonal matrix. The proposed algorithm is valid for the different modulations. To satisfy (22), one has  $\varepsilon - \eta > 0$ . By applying (14), we can get

$$\begin{aligned} \varepsilon - \eta &= (M_{1,1} + M_{1,2} \xi_j) - (M_{2,1} + M_{2,2} \xi_j) \\ &= R^{-\frac{1}{2}} + s^{\frac{1}{2}} W^{-\frac{1}{2}} \xi_j > 0. \end{aligned} \quad (23)$$

Therefore, our hypothesis is valid. Intuitively, when  $W$  is fixed, a smaller  $s$  is made, a smaller  $\gamma$  is obtained, and a better performance is achieved, which is the intrinsic characteristic of the H-inf algorithm, as will be discussed in the following.

### 3.8 IMPACT OF PC ON H-INF

Since the estimation errors in cells are independent of each other, we analyze the channels from the  $K$  users in the  $j$ th cells. The following assumptions are made: 1) All subcarriers have equal power; 2) phase-shift orthogonal pilot sequences are used for different users within each cell; and the same pilot sequences are reused in other cells.

The channel estimation of the H-inf can be rewritten as

$$C_{jj}^{H-inf} = \gamma T_j^\dagger Y_j$$

$$= \gamma T_j^\dagger \sum_{q \neq j}^Q T_q C_{jq} + \gamma C_{jj} + \gamma T_j^\dagger Z_j. \quad (24)$$

The MSE expression of the H-inf algorithm for multicell MU-MIMO systems in the presence of PC is given as follows:

$$MSE_{H-inf} = \frac{1}{L} r_{nn}^2 \sum_{q \neq j}^Q d_{jq} + \frac{1}{L} r_{nn}^2 \sigma^2 + \frac{1}{L} (1 - r_{nn})^2 \quad (25)$$

### COMPLEXITY ANALYSIS

Considering the number of complex multiplications for each OFDM symbol as a complexity Metric, the inversion of an  $n \times n$  matrix requires  $n^3$  operations, the pseudo inverse of an  $n \times r$  matrix requires  $2r^2n + r^3$  operations, and the product of an  $m \times r$  matrix with an  $r \times n$  matrix requires  $m*r*n$  operations. Let  $K_{it}$  denote the number of iterations that should not be too large due to the superior convergence property of SAGE [20]. A comparison of complexity between the LS, MMSE, and proposed H-inf algorithms is given in Table I. As expected, the H-inf estimation has less complexity than the MMSE algorithm, and the complexity can be further reduced by using the SAGE iterative process

TABLE-4.1

COMPLEXITY OF CHANNEL ESTIMATION ALGORITHMS

Algorithm	Number of operations per OFDM symbol
LS	$(2(LK)^2 + (LK))N + (LK)^3$
MMSE	$(2(LK)^2 + (LK))N + (LK)^3 + 2N^3 + LN^2 + LN$
H-inf	$(3(LKQ)^2 + LKQ)N + 3(LKQ)^3$
SAGE-based	$K_{it}((3L^2 + L)N + 3L^3)$

### RESULTS

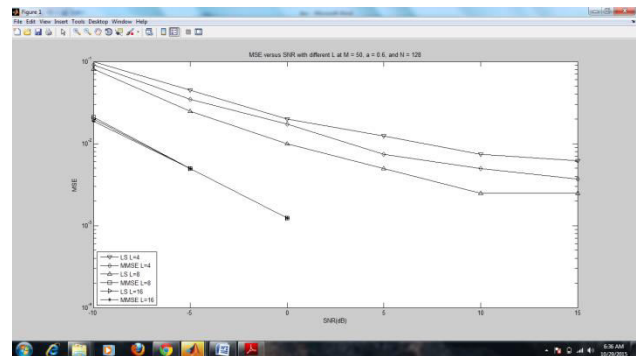


Fig.4.1 MSE versus SNR with different L at M = 50, a = 0.6, and N = 128.

- ✓ It shows the MSE Performance of LS and MMSE versus the SNR for different values of L at M=50,a=0.6 and N=128
- ✓ In this figure MMSE is more resistant to PC than LS

- ✓ This is because LS just utilizes few pilot sub carriers than, whereas MMSE makes use of more prior information .
- ✓ The performance of LS can be improved by increasing the length of CIR

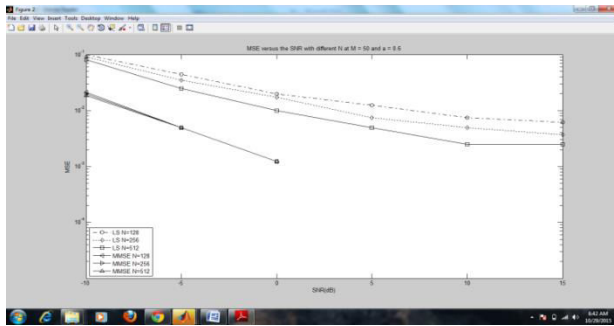


Fig.4.2 MSE versus the SNR with different  $N$  at  $M = 50$  and  $a = 0.6$ .

- ✓ The MSE performance of LS and MMSE algorithms is shown in above graph for different values of  $N$  in the case of  $a=0.6$  as a function of SNR.
- ✓ The MSE of MMSE can be improved by increasing the number of sub carriers.

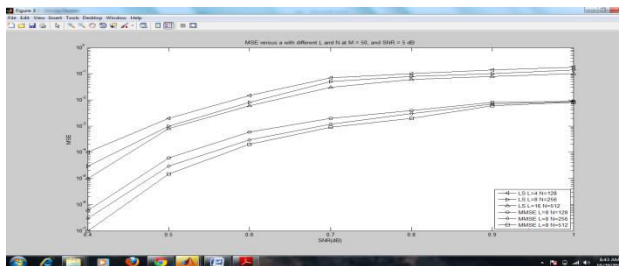


Fig.4.3 MSE versus  $a$  with different  $L$  and  $N$  at  $M = 50$ , and SNR = 5 dB.

- ✓ This fig shows that the MSE performance of the LS and MMSE algorithms as a function of a for different values of  $L$  and  $N$  at SNR=sdB.

- ✓ In this graph the performance of LS and MMSE generally degrades due to increasing cross gain a

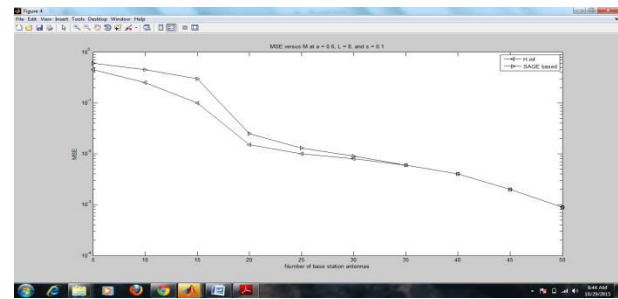


Fig.4.4 MSE versus  $M$  at  $a = 0.6$ ,  $L = 8$ , and  $s = 0.1$

- ✓ The graph shows the MSE performance of H-inf and SAGE based algorithms versus  $M$  for  $a=0.6$ ,  $L=8$ , and  $s=0.1$
- ✓ It is shown that the performance of the SAGE based algorithm is almost same as that of H-inf when  $M>30$

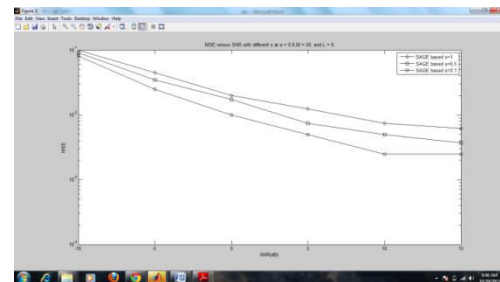


Fig.4.5 MSE versus SNR with different  $s$  at  $a = 0.6$ ,  $M = 50$ , and  $L = 8$

- ✓ It shows the MSE performance of the SAGE based algorithm verses SNR for different values of  $s$  for  $a=0.6, M=50$ , and  $L=8$ .
- ✓ It is shown that the MSE performance is gradually enhanced when  $s$  decreases.

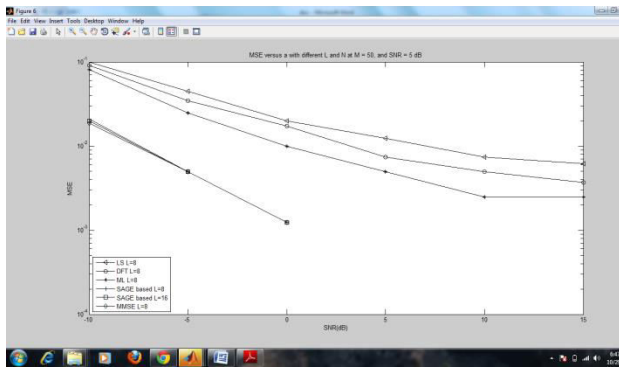


Fig.4.6 MSE versus SNR with different  $L$  at  $a = 0.6, M = 50$ , and  $s = 0.1$ .

- ✓ The MSE performance of LS, DFT, ML, MMSE and SAGE based algorithms versus SNR for different values of  $L$  at  $a=0.6, M=50$  and  $s=0.1$ .
- ✓ The SAGE based algorithm is more resistant to PC than LS, DFT and ML.
- ✓ This is because the SAGE based algorithm utilizes other information, such as transmitted data and scalar factor  $s$ .

- ✓ The performance of SAGE based algorithm can be improved by increasing the length of CIR.

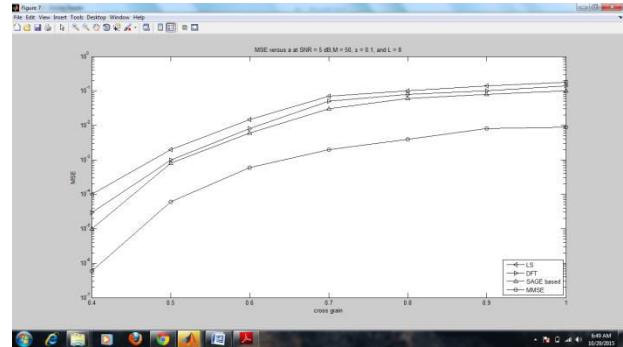


Fig.4.7 MSE versus  $a$  at SNR = 5 dB,  $M = 50, s = 0.1$ , and  $L = 8$ .

- ✓ It shows the MSE performance of LS, DFT, MMSE and SAGE based algorithms for SNR=5dB,
- ✓  $M=50, s=0.1$  and  $L=8$  as a function of  $a$ .
- ✓ It is shown that the performance of all the algorithms degrades much when cross gain  $a$  is large.
- ✓ The performances have obvious improvement when the value of  $a$  decreases.

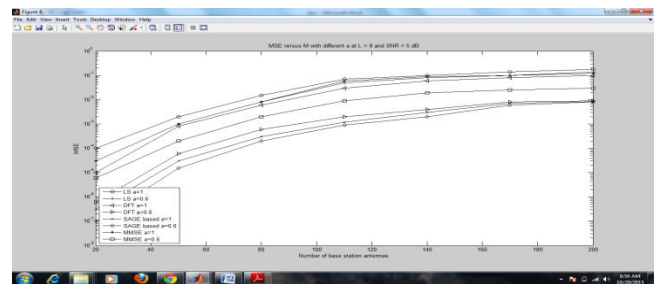


Fig.4.8 MSE versus  $M$  with different  $a$  at  $L = 8$  and SNR = 5 dB

- ✓ Finally, the MSE performance of LS, DFT, MMSE and SAGE based algorithms is shown in the above graph as a function of  $M$  with different values of  $a$  for  $\text{SNR}=5\text{dB}$  and  $L=8$ .
- ✓ The performance of DFT, MMSE and SAGE based algorithms improve significantly as  $M$  increases when  $a=0.6$ .

## FUTURE SCOPE

1. MIMO remote direct pre coding.
2. Jumping pilots for estimation of recurrence counterbalance and multi receiving wire diverts in MIMO OFDM.
3. The achievability of Interference Alignment over measured MIMO OFDM channels.

## CONCLUSION

It has been logically researched the effect of PC on the few pilot-based channel estimation calculations, including established LS, MMSE calculations, and our proposed H-inf calculations in multicell MU-MIMO frameworks under a reasonable framework show that considers flawed channel estimation, PC, multicarrier, and multipath channels. Explanatory expressions were determined, and examinations were made. It has been demonstrated that, of the considerable number of calculations, the ideal MMSE is most

impervious to PC with high many-sided quality. By marginally expanding the quantity of OFDM subcarriers, PC concealment can be accomplished in the MMSE. What's more, by expanding the quantity of pilot subcarriers for all channel estimation calculations, PC can't be moderated. For the proposed H-inf calculations, appropriate length augmentation of CIR is useful for the concealment of PC. Recreation comes about have demonstrated that the proposed H-inf calculation has practically an indistinguishable execution from MMSE, and it prompts preferable concealment to PC over LS, DFT, and ML. Likewise, the H-inf by means of the SAGE iterative process does not present any execution misfortune when the quantity of reception apparatuses is substantial at every BS in multi cell MU-MIMO frameworks.

## REFERENCES

- [1] D. Gesbert, M. Shafi, D. Shiu, and P. J. Smith, "From hypothesis to hone: An outline of MIMO space-time coded remote frameworks," *IEEE J. Sel. Areas Commun.*, vol. 21, no. 3, pp. 281–302, Apr. 2003.
- [2] A. J. Paulraj, D. A. Gut, R. U. Nabar, and H. Bolcskei, "A review of MIMO correspondences a key to gigabit remote," *Proc. IEEE*, vol. 92, no. 2, pp. 198–218, Feb. 2004.



- [3] D. Gesbert, M. Kountouris, R. W. Heath, Jr., C. B. Chae, and T. Sälzer, "From single client to multiuser correspondences: Shifting the MIMO worldview," *IEEE Signal Process. Mag.*, vol. 24, no. 5, pp. 36–46, Oct. 2007.
- [4] T. L. Marzetta, "Non helpful cell remote with boundless quantities of base station radio wires," *IEEE Trans. Remote Commun.*, vol. 9, no. 11, pp. 3590–3600, Nov. 2010.
- [5] J. Jose, A. Ashikhmin, T. L. Marzetta, and S. Vishwanath, "Pilot pollution and precoding in multi-cell TDD frameworks," *IEEE Trans. Remote Commun.*, vol. 10, no. 8, pp. 2640–2651, Aug. 2011.
- [6] H. Q. Ngo and E. G. Larsson, "EVD-based direct estimation in multicell multiuser MIMO frameworks with substantial radio wire exhibit," in *Proc. ICASSP*, Kyoto, Japan, Mar. 2012, pp. 3249–3252.
- [7] H. Yin, D. Gesbert, M. Filippou, and Y. Liu, "An organized way to deal with divert estimation in substantial scale different receiving wire frameworks," *IEEE J. Sel. Territories Commun.*, vol. 31, no. 2, pp. 264–273, Feb. 2013.
- [8] K. T. Truong and R. W. Heath, Jr., "Impacts of direct maturing in enormous MIMO frameworks," *J. Commun. Netw.*, vol. 15, no. 4, pp. 338–351, Aug. 2013.
- [9] F. Rusek et al., "Scaling up MIMO: Opportunities and difficulties with vast clusters," *IEEE Signal Process. Mag.*, vol. 30, no. 1, pp. 40–60, Jan. 2013.
- [10] H. Q. Ngo, E. G. Larsson, and T. L. Marzetta, "Vitality and ghostly effectiveness of expansive multiuser MIMO frameworks," *IEEE Trans. Commun.*, vol. 61, no. 4, pp. 1436–1449, Apr. 2013.
- [11] H. Ngo, T. L. Marzetta, and E. G. Larsson, "Investigation of the pilot tainting impact in expansive multicell multiuser MIMO frameworks for physical channel models," in *Proc. ICASSP*, Prague, Czech Republic, May 2011, pp. 3464–3467.
- [12] A. Pitarokoilis, S. K. Mohammed, and E. G. Larsson, "On the optimality of single-transporter transmission in huge scale reception apparatus frameworks," *IEEE Wireless Commun. Lett.*, vol. 1, no. 4, pp. 276–279, Aug. 2012.
- [13] S. K. Mohammed and E. G. Larsson, "Per-radio wire consistent envelope precoding for expansive multi-client MIMO frameworks," *IEEE Trans. Commun.*, vol. 61, no. 3, pp. 1059–1071, Mar. 2013.
- [14] H. Zhu and J. Wang, "Piece based asset designation in OFDMA frameworks Part I:



Chunk allotment," *IEEE Trans. Commun.*, vol. 57, no. 9, pp. 2734–2744, Sep. 2009.

[15] H. Zhu and J. Wang, "Piece based asset designation in OFDMA frameworks Part II: Joint lump, power and bit portion," *IEEE Trans. Commun.*, vol. 60, no. 2, pp. 499–509, Feb. 2012.

[16] H. Zhu, "Execution correlation amongst microcellular and conveyed receiving wire frameworks," *IEEE J. Sel. Regions Commun.*, vol. 29, no. 6, pp. 1151–1163, Jun. 2011.