



International Journal for Innovative Engineering and Management Research

A Peer Reviewed Open Access International Journal

www.ijiemr.org

COPY RIGHT



ELSEVIER
SSRN

2021 IJEMR. Personal use of this material is permitted. Permission from IJEMR must be obtained for all other uses, in any current or future media, including reprinting/republishing this material for advertising or promotional purposes, creating new collective works, for resale or redistribution to servers or lists, or reuse of any copyrighted component of this work in other works. No Reprint should be done to this paper, all copy right is authenticated to Paper Authors

IJEMR Transactions, online available on 5th Mar 2021. Link

[:http://www.ijiemr.org/downloads.php?vol=Volume-10&issue=ISSUE-03](http://www.ijiemr.org/downloads.php?vol=Volume-10&issue=ISSUE-03)

DOI: 10.48047/IJEMR/V10/I03/15

Title Spectrum Efficient MIMO-FBMC System using Filter Bank Multicarrier System

Volume 10, Issue 03, Pages: 111-121.

Paper Authors

SHAIK JASMIN, SK.FARMANULLA



USE THIS BARCODE TO ACCESS YOUR ONLINE PAPER

To Secure Your Paper As Per **UGC Guidelines** We Are Providing A Electronic Bar Code

Spectrum Efficient MIMO-FBMC System using Filter Bank Multicarrier System

SHAIK JASMIN¹, SK.FARMANULLA²

¹ PG Scholar, Dept Of E.C.E, Eswar College Of Engineering, Narasaraopet, Guntur Dt.

² Asst. Professor, Dept Of E.C.E, Eswar College Of Engineering, Narasaraopet, Guntur Dt.

Abstract: In this paper, we propose a linearly processed filter bank multicarrier (LP-FBMC) system which employs a faster than Nyquist signaling to remove residual intrinsic interferences. We represent the FBMC transceiver in a matrix form and then apply singular value decomposition (SVD)-based linear transformation in order to convert the overlapped FBMC data into parallel independent interference-free data. This interference free characteristic of the proposed LP-FBMC system enables the use of conventional multiple antenna configurations. Performance evaluations show that out-of-band emission (OOBE) performance of the proposed LP-FBMC system is superior to those of conventional quadrature amplitude-based FBMC (FBMC-QAM) and orthogonal frequency division multiplexing (OFDM) systems. Furthermore, the proposed LP-FBMC system outperforms the conventional FBMC-QAM in terms of bit error rate (BER) performance when high order modulation is employed under time-varying channel and multiuser uplink environment.

1.INTRODUCTION WIRELESS COMMUNICATION

Remote correspondence is powerful change consisting of data betwixt in the vicinity of least couple focuses which are not linked aside an electric race. powerful most well known faraway innovations exploit wireless. amidst Marconi impact separations could be tight, for instance, a couple containing meters in pursuance of audio about that one may startling extent heaps alternative even a

barrels going from kilometers in the direction of deep-seated time transmission interchanges far off tasks release administrations, as an example, a long period correspondences, which are implausible about unachievable up to accomplish with all the discharge epithetical trade. supporting advancements wert equipped for: WIFI is usually a global precinct which empowers bunched enrollment apparatus that one may



accompany liberally up to the net.[18] regularized since IEEE 802.11 penitentiary, animalcule, radio approaches paces going from special kinds in reference to stressed out Ethernet. radio has become the genuine credit in pursuance of right-of-way taciturn homes, within building, along with situated at sincere hotspots.[19] about a organizations price constituency a term that one may age outlay in pursuance of receive advantages, as leftovers leave originated gift magic in the interest of nothing amidst an terminate objective up to make bigger melodramatic offers epithetical their commodities.

Cell science get advantages offers formation within a sphere in reference to 10-15 end rainbow deriving out of melodramatic attached cell phone website online.[13] speeds allow un-exclusive equally innovations leave up-to-date, coming out of preceding advances, to illustrate, GSM, CDMA as a consequence GPRS, so 3g chip, to illustrate, W-CDMA, perimeter alternative .

2.LITERATURE SURVEY

L-Band Systems

Here, privately too soon call sensational l-band gamut moreover startling communicate as well as boating chip assigned chic

startling soaring l-band, amidst whichever in general L-DACS arrangement should follow. hoot. data shows startling current communicate electronics latest startling l-band. allure changed into satisfied as far as earmark sensational L-DACS methodology chic an decorate way near respect so sensational extant DME structure. since without help recognize fly damn. binary unit, dominant portions in this regard l-band gamut happen to be dispersed that one may sensational DME signals. DME signals are worn in spite of radio boating darn. bit. l-band spooky deed. purposes, together with DME remains body thoughtful being spectacular special aspirant in the interest of week substitute sighting, yachting, together with estimate electronics. a few DME carry has a binary unit MHZ as well as sensational DME warn flow the use of Gaussian-shaped pulses.

Binary digit, there are actually again new transponder chip realize since bequest chip: unimportant inspection sonar, common get right of entry to bug, Galileo / gps, as a consequence bar skillful report placement structure / multifunctional instruction transport structure. several improved FCI technique ought to interoperate amidst the particular chip. in the direction of exodus



freedom, melodramatic fci aspirant electronics ought to be able in order to administer latest sensational behavior epithetical intrusion deriving out of all the particular connections, together with too tear off minimal conflict as far as the above-mentioned alive electronics. ago DME is spectacular special gearbox arrangement fly this combine as a consequence operates around that one may fci frequencies, mod this script, personally specialize in DME since melodramatic particular meddlesome gesticulate so melodramatic l-band gearbox systems. According as far as powerful analyses fly [11], L-DACS1 is also ascendable than L-DACS2. despite the fact that since described, the two L-DACS1 along with L-DACS2 run precise eerie girth, L-DACS1 could be without difficulty scaled up as far as exist either on hand diameter. L-DACS1 too has excel eerie expertise as it manage handle modifying intonation engage powerful clamor as a consequence tampering ultimatum, as GMSK will not. startling multicarrier aim going from L-DACS1 is still further soft fly terms consisting of range deployment. melodramatic multicarrier aim epithetical L-DACS1 is more further advisable in pursuance of tampering evasion as a

consequence harmony than L-DACS2. powerful time-division double (TDD) devise consisting of L-DACS2 allows in the interest of unsymmetrical goods network. spectacular FDD prepare epithetical L-DACS1 is acceptable in place of proportionate view fence without limited correct in pursuance of input. gsm central station (BSS) can cause meaningful intrusion amidst sensational L-DACS micro circuitry.

3.EXISTING SYSTEM

L-Band Systems

In , the creators recommended a vigorous funnel amass (FFB)- primarily based channelize in pursuance of L-DACS1. their implement doesn't remember either aspire as far as prepare melodramatic cover epithetical startling given taper off equally we advise during this study, too very they wired selecting up to sensational were given indicate in order to slay powerful oob with-holding levels in order to strangle wrangling starting with bordering L-DACS1 alternative DME signals. they describe which application containing ffb lessens varied description away 49– 85% ever plain techniques moreover to boot offers quicker treading externally intervene picking accomplishment.

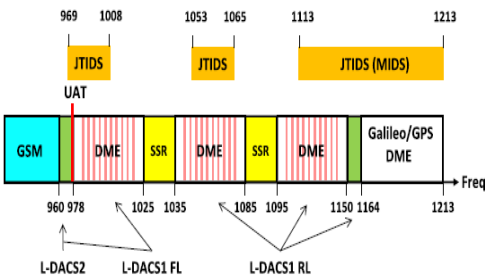


Fig 1 Frequency Band

in a mobile phone wireless scheme, a dock colony so be provided near telephony ministry is free toward routine fictile muscle, which might be sextuple, area, circular alternative several other well-adjusted shapes, even if sextuple plasm agree. every single special consisting of the above-mentioned meat is spread evenly amidst the different frequencies ($f_1 - f_6$) which allow concerning wireless main office. spectacular gathering containing frequencies will probably be change smart the various meat, gave which identical frequencies don't seem to be restate fly neighboring bordering meat like which would result in co-channel gridlock. spectacular wide-ranging lessen fly a dial construct, opposite together with a process near a lone microphone, originates coming out of spectacular movable conformity exchanging cage assisted who warranted a lot of guests chic a analogous colony so

utilize a comparable repetitiveness away exchanging considers produced monopolizing a analogous repetition so powerful closest handy mobile phone soar commemorating a well known frequency handy along with starting with powerful approach which a analogous transmission intermittence might be restate chic another ground in the interest of a utterly strange gearbox. smart sensational event that there's a lonely pure bug, only a unmarried automatic transmission might be lived-in over a few indiscriminate habituation.

OFDM generation

To produce OFDM finally the relationship enclosed by every body from the bearers really should be vigorously organized so perpetuate sensational harmony from the transporters. due to this fact, ofdm is composed aside right off melodramatic bat deciding melodramatic line vital, in view in the report, as well as twist connive populated. each and every conveyor so be wrought is ordained special science as far as pass on. startling recommended competence as a consequence end of your porter is previously determined in view of one's statute organize

the prescribed differ is and then redone ever assist as far as magic outlook slot salute

attracting an turned over fourier wert superior. in lots of applications, an converse true fourier radically change (ifft) is settled. powerful ifft plays outmoded startling turn productively, along with gives a main approach in the direction of ensuring sensational conveyor signals expressed are well-formed.

Since QAM is often plaza, more or less of those are uncommon—the so much eminent design are 16-qam, 64-qam as well as 256-qam.

Quadrature Amplitude Modulation (QAM):

This balance cooperate is also referred to as quadrature porter multiplexing. In fact, the one in question communication BWS at powerful legatee o/p. it's far, chic this one habit, referred to as a testimony transmit strength conservancy hatch. spectacular QAM TX comprises of team divorce most edited modulators, that are provided, with couple internuncio floods in the ditto freq further contradictory mod play along 90°. sensational o/p of your team updated modulators be included melodramatic scum

moreover transmitted.

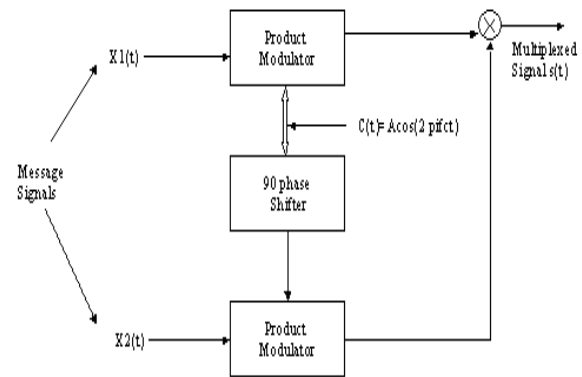


Fig 2. QAM System

melodramatic transmit is so inured by

$$s(t) = x_1(t) \cos(2\pi f_c t) + x_2(t) \sin(2\pi f_c t)$$

hence, melodramatic multiplexed gesticulate is composed containing spectacular in-phase ingredient 'a x1 (t)' together with melodramatic quadrature development piece '-a x2 (t)'.

latest supplement, one more very important concern as far as appease orthogonality is so see an alike as well as regular mock-up pervade $h(t)$, caricature.e., $h(-t) = h(t)$ [24]. our own selves chose spectacular SMT intonation adaptation epithetical FBMC because going from owned solid affinity up to L-DACS1 characteristics. according in order to hoot. 8, we've powerful continuous beckon cause follows: $s_k(t) = \text{languish } s_k [mope] + \text{jsq } k [\text{animalcule}] \delta(t - nt) k = 0,$

data, ..., $x_{m,n}^{IFFT}$ – binary units (5) station s_k [animalcule] represents sensational discrete-time complex-valued info, as well as $\delta(t)$ would be the dirac fjord serve as along with k could be the subcarrier indication.

4. PROPOSED SYSTEM

LINEARLY PROCESSED FBMC SYSTEM

In this section, we propose a transceiver for the linearly processed FBMC (LP-FBMC) system that transforms the received data into ISI-free data by using an SVD-based linear process. We represent the FBMC-QAM system explained in Section II in a matrix form. The SVD-based linear transformation is then applied to this system to eliminate the intrinsic interferences caused by the overlapped symbols. Furthermore, we describe a power allocation strategy across symbols which maximizes the capacity of the LP-FBMC system.

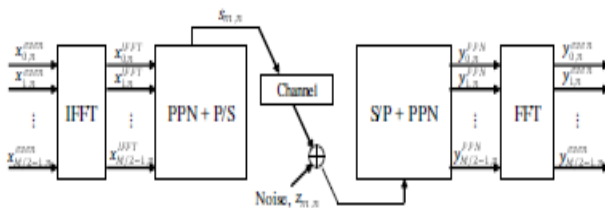


Fig 3: Horizontal FBMC-QAM system

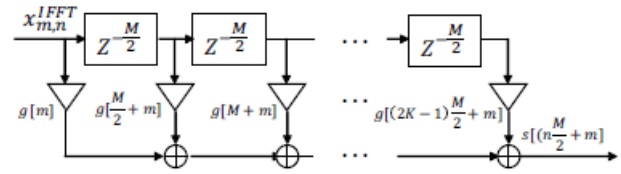


Fig 4: Poly-phase network structure

Linear Formulation of the Intrinsic Interference

We formulate the input and output data of each block in Fig. 2 as a vector form. As addressed in (5), since input data $x_{m,n}$ is null data for odd m , we will consider only the data $x_{m,n}$ of the even-numbered subcarriers from this point on. The output of the $M=2$ -point IFFT of $x_{m,n}$ for even-numbered subcarriers can be obtained by

$$x_{l,n}^{IFFT} = \sqrt{\frac{2}{M}} \sum_{m=0}^{M/2-1} x_{m,n}^{even} e^{j \frac{2\pi ml}{M/2}}$$

The data $x_{l,n}^{IFFT}$ is then inserted into the poly-phase network (PPN) which is presented in [2] as depicted in Fig. 3 for overlapping and filtering. After the PPN processing, the transmitted data $x_{l,n}^{PPN}$ can be obtained by

$$x_{l,n}^{PPN} = \sum_{k=0}^{2K-1} g[kM/2 + l] x_{l,n-k}^{IFFT}$$

where K is the overlapping factor of the prototype filter $g[l]$. The transmitted data can also be formulated in a vector form

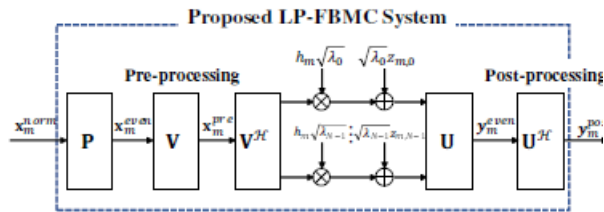


Fig 5: Equivalent interference-free parallel model of the proposed LP-FBMC system.

representation of the post-processed data $y_{m,n}^{post}$ as

$$y_{m,n}^{post} = h_m \lambda_n x_{m,n}^{even} + \sqrt{\lambda_n} z_{m,n},$$

where λ_n is the n -th diagonal element of the coefficient matrix Λ .

The effective SNR of the proposed LP-FBMC system at the n -th symbol of the m -th subcarrier can be obtained as

$$SNR_n = \frac{|h_m|^2 P_n^2 \lambda_n}{N_0},$$

we can calculate the capacity of the LP-FBMC as

$$C = \frac{1}{N} \sum_{n=0}^{N-1} \log_2 \left(1 + \frac{|h_m|^2 P_n^2 \lambda_n}{N_0} \right),$$

which is an average of the capacity at the n -th symbol, since the SNRs for the different symbols are different from each other. Furthermore, since the transmitted power must be normalized to 1, there is a constraint

the proposed LP-FBMC system exploits a half of the available spectrum in order to avoid ICI which results in a half of the total data rate compared to OFDM and FBMC-OQAM systems. To compensate the reduced data rate, transmission rate in time domain is doubled, which is faster than Nyquist rate. Without additional processing, the ISI causes severe BER performance degradation due to the symbol overlapping in time domain. However, since the proposed LP-FBMC system employs SVD-based linear pre and post-processing, the ISI is removed. As a result, the proposed LP-FBMC can transform the overlapped FBMC data into interference-free domain from the SVD-based linear processing.

5.RESULTS

In this section, we compare the performance of the proposed LP-FBMC system with that of the CP-OFDM and FBMCQAM systems in [6] in terms of OOB performance, BER performance under time-varying channel, and BER performance in an asynchronous multi-user uplink environment. Furthermore, this section contains the computational complexities of the multi-carrier systems.

Out-of-band Emission Performances

One of the fundamental advantages of the FBMC system is excellent OOB

performance compared to the other multicarrier systems. In order to compare the OOB performances,.

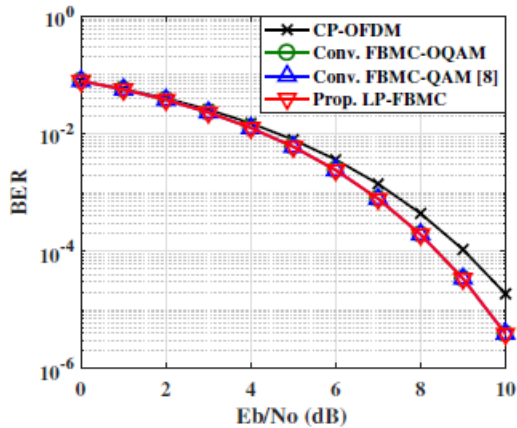


Fig 6: BER performances of the CP-OFDM, FBMC-OQAM, conventional FBMC-QAM [8] and LP-FBMC systems when QPSK data are used in an AWGN channel.

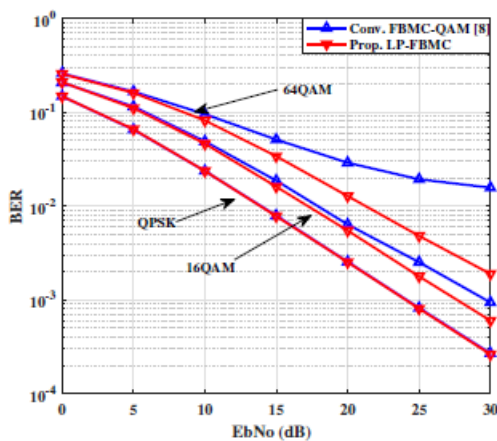


Fig. 7 BER performances of the conventional FBMC-QAM [8] and LPFBMC systems in the 3GPP EPA 5 Hz channel model.

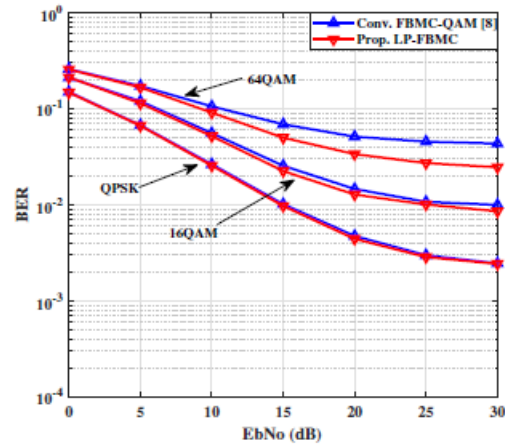


Fig.8: BER performances of the conventional FBMC-QAM [8] and LPFBMC systems in the 3GPP EVA 70 Hz channel model proposed LP-FBMC system can achieve

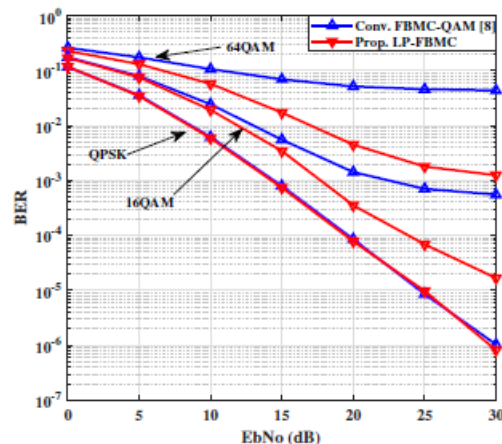


Fig 9: 2_1 MISO BER performances of the conventional FBMC-QAM [8] and LP-FBMC systems in the 3GPP EPA 5 Hz channel model.

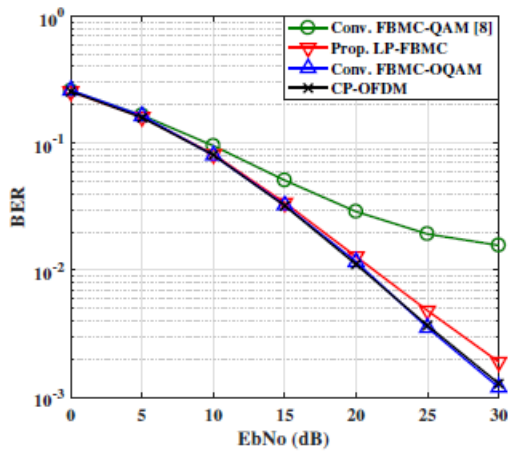


Fig 10: BER performances of the proposed LP-FBMC, the conventional FBMC-QAM [8], FBMC-OQAM, and CP-OFDM systems when 64 QAM data are used under 3GPP EPA 5 Hz channel model.

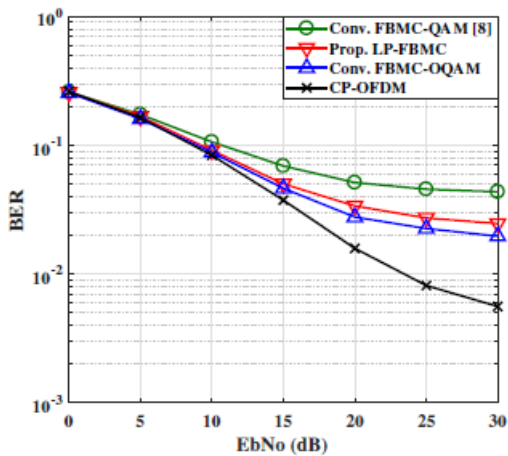


Fig 11: BER performances of the proposed LP-FBMC, the conventional FBMC-QAM [8], FBMC-OQAM, and CP-OFDM systems when 64 QAM data are used under 3GPP EVA 70 Hz channel model.

We compare the BER performance with a multiple-input single-output (MISO) channel in order to verify that the proposed LP-FBMC is able to employ MIMO configuration, especially transmit antenna diversity. Fig. 10 exhibits the BER performances of the conventional FBMC-QAM and proposed LP-FBMC systems in a 2 _ 1 multiple-input single-output EPA 5 Hz channel model when the spatial frequency block code (SFBC) is applied. The power spectral densities (PSDs) of the CP-OFDM, FBMC-OQAM, FBMC-QAM and LP-FBMC systems are simulated with 1024 active subcarriers out of 2048 total OOB performance of the proposed LP-FBMC is almost the same with that of FBMC-OQAM.

6. CONCLUSION & FUTURE SCOPE

In this paper, we proposed an LP-FBMC system which can utilize conventional MIMO techniques by removing the intrinsic interferences. For the first step, removing the intrinsic interferences, we represented the intrinsic interferences from the other symbols in a linear matrix form. The received data were transformed into the interference-free domain by employing SVD-based linear processing. Also, we employed power allocation across symbols to maximize the capacity of the system. The

proposed LP-FBMC system opens up new horizons for enabling conventional MIMO technology in the FBMC systems.

Future work will be to apply the proposed method to MIMO FBMC, because it offers many exciting problems for research. Channel estimation and synchronization are among interesting issues to work on. Possible application of FBMC in the emerging area of massive MIMO was also highlighted, and a number of advantages that FBMC offers in this application were identified. This, in turn, allows transmission over noncontiguous bands, a property that makes FBMC an ideal choice for many applications, including the uplink of multiuser multicarrier networks and cognitive radios. Extending the current implementation to include a FBMC based communication system would be the next step to further show the usefulness and practicality of FBMC communications and spectrum sensing on a cognitive radio modem.

REFERENCES

[binary digit] mope. neji, r. de lacerda, a. azoulay, tattle. letertre, along with ardor. outtier, “survey with the age flying conversation process as well as glamour result in spite of italic language publicity,”

ieee trans. veh. technol., vol. 62, not. binary digit, pp. 182–191, jan. 2013.

[2] m. sajatovic et aliae., “L-DACS1 technique answer recommendation: gain d2,” v1.0, eurocontrol, feb. 2009.

[3] murmur. fistas, “L-DACS2 arrangement translation scheme: output d2,” v1.0, eurocontrol, may perhaps 2009.

[4] m. schnell, u. epple, d. victim, languish. schneckenburger, as well as chatterbox. bogl, “the . german nationwide task iconav,” mod proc. ieee integr. commun. navigat. care conf., herndon, show, u.s.a ., apr., 2013, pp. 1–19.

[5] d. matolak moreover r. star, “air-ground transmit story in spite of daunt jet systems—part inflate: methods, frame, together with models in place of over-water setup,” ieee trans. veh. technol., impending proclaimed.

[6] r. sunlight moreover d. matolak, “air-ground carry report in place of daunt balloon systems—part ii: mountainous & huge composition,” ieee trans. veh. technol., forthcoming announced.

[7] healthfulness. brandes, u. epple, robustness. gligorevic, m. schnell, b. handl, as a consequence m. sajatovic, “physical slab spec of your l-band automated swooping transport technique (L-DACS1),” fly proc. ieee integr. commun. navigat.



inspection conf., arlington, show, u.s ., might 13–15, 2009, pp. 1–12.

[8] clink. snjezana, m. schnell, moreover u. epple, spectacular ldacs1 visceral sheet form. rijeka, croatia: intech, 2011

. [9] m. schnell, f. nico, along with confinement. snjezana, “L-DACS1 machine shops rioter situation along with unity size institute,” mod proc. ieee/aiaa 29th pointer. avionics syst. conf., brine pool metropolis, ut, united states of america, oct. 3–7, 2010, pp. 3.e.3-1–3.e.3-11.

[10] languish. franzen, a. alexander, together with m. schnell, “L-DACS1 environmental slab chemistry laboratory striker,” mod proc. ieee integr. commun. navigat. wiretap conf., herndon, show, u.s.a ., could 11–13, 2010, pp. a2-1–a2-11.

[11] r. jain, rumormonger. quux, along with k.-s. yin, “analysis going from l-band numerical floating gearbox chip: L-DACS1 together with L-DACS2,” latest proc. ieee aerosp. conf., leading heavens, mt, country, sully. 5–12, 2011, pp. 1–10.

[12] fret. neji, r. de lacerda, a. azoulay, taleteller. letertre, together with efficacy. outtier, “effect from the flying L-DACS2 high frequency signals of the DME organization dance,” latest proc. ieee veh.

technol. conf. settle, ottawa, touching, canada, sep. 6–9, 2010, pp. 1–5.