



International Journal for Innovative Engineering and Management Research

A Peer Reviewed Open Access International Journal

www.ijiemr.org

COPY RIGHT

2020 IJEMR. Personal use of this material is permitted. Permission from IJEMR must be obtained for all other uses, in any current or future media, including reprinting/republishing this material for advertising or promotional purposes, creating new collective works, for resale or redistribution to servers or lists, or reuse of any copyrighted component of this work in other works. No Reprint should be done to this paper, all copy right is authenticated to Paper Authors

IJEMR Transactions, online available on 25th Apr 2020. Link

[:http://www.ijiemr.org/downloads.php?vol=Volume-09&issue=ISSUE-04](http://www.ijiemr.org/downloads.php?vol=Volume-09&issue=ISSUE-04)

Title: MACHINE LEARNING INTERPRETATION FOR TRACING AND GUESSING UNUSUAL BEHAVIOUR IN A COMPLEX CROWD SEGMENT

Volume 09, Issue 04, Pages: 110-115

Paper Authors

M. JAYANTHI RAO , N.SAIKIRAN



USE THIS BARCODE TO ACCESS YOUR ONLINE PAPER

To Secure Your Paper As Per **UGC Guidelines** We Are Providing A Electronic Bar Code

MACHINE LEARNING INTERPRETATION FOR TRACING AND GUESSING UNUSUAL BEHAVIOUR IN A COMPLEX CROWD SEGMENT

M. JAYANTHI RAO¹, N.SAIKIRAN²

1 Assoc. Professor, Dept of CSE, Sri Venkateswara College of Engg.&Technology, Etcherla, Srikakulam, A.P, India.

2. Asst .Professor, Dept of CSE, Sri Venkateswara College of Engg.&Technology, Etcherla, Srikakulam, A.P, India.

jayanth.mtech@gmail.com¹, mohan.saikiran@gmail.com²

ABSTRACT: Group analysis turns out to be prominent research point in the territory of PC vision. A developing prerequisite for more intelligent video vigilance of private and open space utilizing shrewd vision frameworks which can separate what is semantically significant toward the human spectator as typical practices and unusual practices. Individuals checking, individuals following and group conduct examination are various stages for PC based group investigation calculation. This paper center around group conducts examination which can recognize typical conduct or anomalous conduct.

Key Terms: group scenes, Crowd behavior analysis, abnormal behavior, Behavior recognitions.

I. INTRODUCTION

The intricacies of conduct recognizable proof and irregular conduct distinguishing are significant issues in video preparing. For open security and wellbeing reason computerized camera system for example CCTV (Closed-Circuit Television), video observation are utilized. Video observation isn't just situation of the cameras for human eyes yet in addition mechanized reconnaissance exercises [1] that can be distinguish swarm practices. For programmed strange and occasion identification swarm examination is use in visual reconnaissance. Organized swarmed scene and unstructured swarmed scene are case of group scene [2] that is appeared in figure 1. At the point when group moves in like manner course and movement heading

isn't rely upon time then it is called as organized group. Furthermore, when group moves various way and movement heading is rely upon time then it is called as unstructured group.

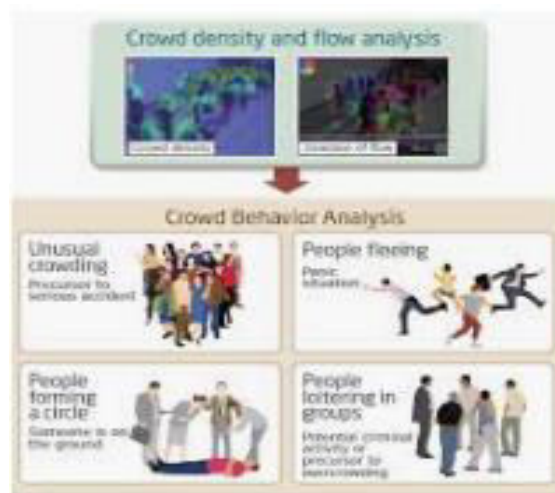


Fig 1: Crowded scene (a) Structured, (b) Unstructured

Unusual crowdbehavior identification is another zone of research proposed by Xiang and Gong [3]. Human and traffic observing is uses of anomalous group conduct. Systems for recognizing group sense are swarm thickness estimation, swarm movement discovery, swarm following and group conduct acknowledgment [2]. Group thickness estimation utilized for estimating a group status. For portraying the normal for group and distinguishing personal conduct standard in group utilized group movement discovery. Group following is utilized for gaining directions of the developments that decides irregularities are happens or not. Group conduct acknowledgment is utilized for dissecting practices of group. There are additionally PC based group investigation calculation is isolated into three sorts, for example, individuals following, individuals checking and swarm conduct examination. Group conduct recognition is utilized for varying practices as typical or unusual. Anomalous conduct implies a surprising conduct occurred and that breaks an open security.

II. RELATED DATA

Breaking down surveillance recordings of a packed scene has been a functioning inquiring about the field of PC vision over the most recent couple of years. This solid intrigue is driven by the expanded interest for open security at swarmed spaces, for example, airplane terminals, railroad stations, shopping centers, arenas, and so on. In such scenes, traditional PC vision methods for video reconnaissance isn't legitimately relevant to the packed scene because of huge varieties of group densities, complex group elements and serious impediments in the scene. In this area the

most widely recognized strategies for demonstrating swarm practices are examined. Zhang and Huailiang Peng utilized AI based strategy utilized for group scenes identification whether specific scenes are typical or strange, for example, frenzy, battle and rush [5]. Min Sun and Dongping Zhang proposed arrangement of blended conduct issue utilizing mark dispersion calculation. Blended conduct implies multiple practices happened at an equivalent time. In this way, at an equivalent time just a single conduct is identified and overlooks different practices. Case of blended conduct is on the off chance that battle conduct happens, at that point tumble or frenzy conduct additionally happened [3].

Macroscopic Modeling: So as to gain proficiency with the normal movement designs in a jam-packed scene, Jiang.Y et al [1] proposed plainly visible perception based techniques use comprehensive properties of the scene, for example, movements in nearby spatio-fleeting cuboid. It is additionally the favored strategy in following and breaking down the conduct of both scanty and thick group utilizing the accompanying properties, for example, thickness, speed and stream. Horn, B.K.P et al [2] proposed a strategy for deciding the optical stream. Optical stream is a thick field of momentary speeds processed between two back to back edges usually utilized in removing movement highlights. Given a video of a swarmed scene, the initial step is to section the information video into littler video clips and process pixel-wise optical stream between back to back edges of each clasp using the systems proposed by Lucas B.D [3].

Microscopic Modeling: Microscopic displaying relies upon the examination of video directions of the moving elements. This methodology, by and large, contains the accompanying advances: 1. Detection of the moving targets present in the scene 2. Continuous following of the identified targets and 3. Analysis of the directions to recognize prevailing streams, and to show commonplace movement designs. The multifaceted nature of following calculations relies upon the circumstance and condition where the following is performed. With regards to swarm video investigation, the issue of following people inside a group leads into extra multifaceted nature because of the communications and impediments between individuals in the group. Various following strategies has been proposed to conquer the difficulties experienced in a packed scene.

III. PROPOSED METHODOLOGY

Different stages for abnormal crowd behavior detection are preprocessing, object tracking and behavior recognition are describing in figure 2. Every stages detail description given below.

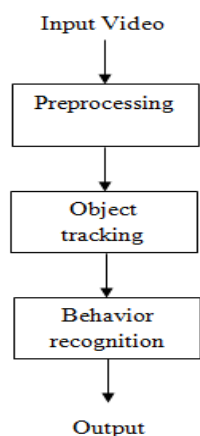


Fig 2: Abnormal crowd behavior analysis Preprocessing is one of the significant strides for highlight extraction. A large

portion of the analysts are proposed to investigate and gain proficiency with the example of strange in group scene. Various techniques for preprocessing are appeared in figure 3.

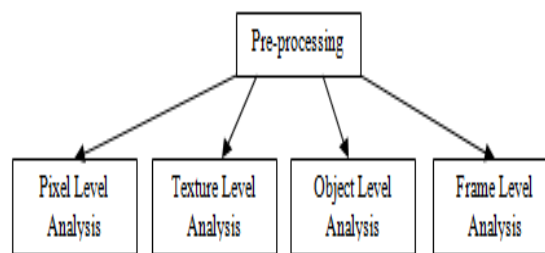


Fig 3: Preprocessing methods

Region Based Approach: It is a strong computer vision in unstructured group scenes which gives data, for example, thickness, bearing and speed are separated utilizing optical stream technique[3]. It limits shadows and foundation enlightenment changes. Points of interest of district based methodology are that it works for both indoor and outside condition examination. Shading histogram is performed utilizing greatest weighted most extreme cardinality coordinating. It isn't usable for identification of accurate number of individuals comparing to a scene[1].

Active Counter Based Approach: Inconveniences of area based methodologies can be understood by utilizing dynamic form based methodology. This methodology is principally utilized when the scene has been corrupted because of commotion. Strategies utilized, for example, chi-square, Bhattacharyya, Undemolished Wavelet Packet Transform (UWVT), EM calculation and biorthogonal wavelet bases. Unfit to deal with halfway impediment in the video arrangement is burdens of this approach.

Feature Based Approach: Highlight of picture displayed by portraying the mass level component. The instances of highlights are size, shape and luminance histogram. Each component picture is changed from unique mass level highlights into probabilistic appearance manifolds for each class[2]. To recognize methodologies highlights are MRF, SMC and ES used[1].

Model Based Approach: Model based methodology is to build up models of the scene and check for variation from the norm in the scene. The standard is to distinguish explicit areas in the scene and decrease light changes in those zones. In the event that there is any issue left even after changes, at that point present guide for each pixel is refreshed. Procedures utilized are GMM, Bayesian arrangement, EM calculation, Correlated Topic Model (CTM), Scene codebook, and Kalman tracker[1]. Group examination is utilized to discover practices of group and with the utilized of it break down example or conduct of the article. For discovery of group anomalies there are two methodologies that are appeared in figure 5.

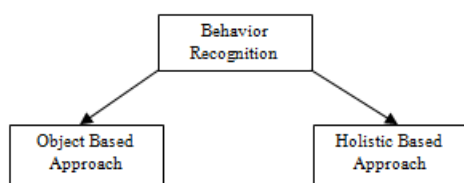


Fig 4: Behavior recognition methods

Direct approach: A group is dissected by getting a gathering of individual gauge the speeds, bearing and irregular movement. The multifaceted nature happens when the impediment exists and that perhaps influenced the procedure of investigation, for example, identification of article, following directions and perceiving exercises in a thick group [2].

Indirect approach: A crowd is investigated by getting a solitary element gauge the speeds, bearing and strange movement. The examination covers medium to high thickness scene in worldwide element. Significantly Symmetric Housdorss Distance (SHD) set is utilized for all encompassing analysis[1].

Behavior Label Distribution Algorithm: When irregular conduct is identified, ordinarily scientists faces issue of blend practices when some strange group practices are related with some others conduct. Those irregular practices are occurred simultaneously. Models, for example, battle causes tumble or frenzy and tumble causes rush. This sort of conduct is called blend irregular conduct in which just a single conduct is distinguished and other is ignored. For better dissecting those practices, name dissemination learning is utilized to distinguish anomalous group conduct. First every conduct gives succession number then every conduct grouping is related with some conduct marks and that conduct name depict level of conduct after that every conduct name portray the conduct arrangement dependent on that name dispersion learning calculation is used.

IV. EXPERIMENTAL EVALUATION AND RESULTS

In the accompanying, we demonstrate the presentation of our technique in individuals tallying and unusual group conduct recognition. We actualized calculation in visual studio 2008 in C++, the PC we utilized is with 2.30 GHz Intel CPU and NVIDA GPU with 8GB video memory, and the program venture can process in almost continuous (25fps). All clasps originate from

PETS2009 dataset [10]. The dataset is multisensory arrangements and contains distinctive group exercises.

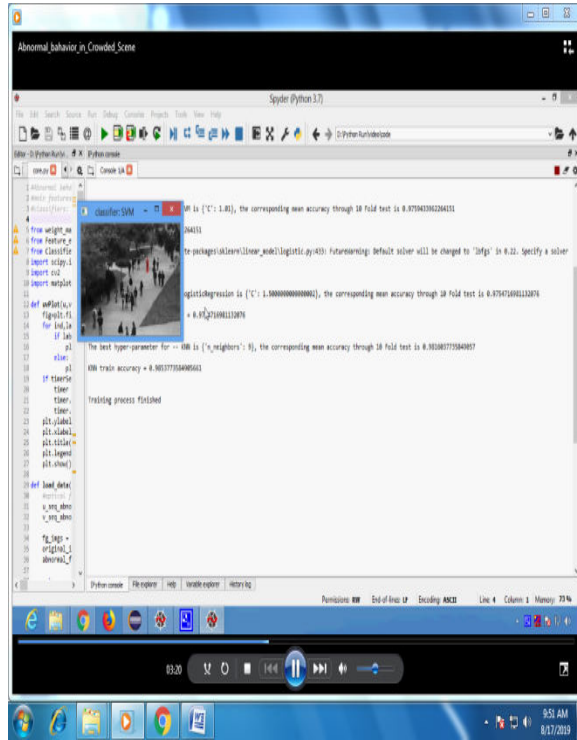


Fig 5: Detection of Abnormal Behavior

A. Trial Results of People counting to test the exhibition of our technique in various degree of group thickness; we select from 4 to 8 individuals showed up scenes and print the outcomes in the upper left, as Fig.4. The exactness of our technique is appeared in TABLE I. ER speaks to precision pace of individuals tallying. OM indicates our strategy. TM indicates the consequence of technique in [5]. M (N) which is characterized in the primary line implies that M individuals in the genuine circumstance and those individuals remain in the video cuts for N outlines. In these tests, we utilize the video from PETS2009 dataset\S2\L1\Time12-34[10], and set H =170. Our strategy can get higher precision rate when the quantity of individuals is 4, 6 and 7 than technique in [5].




Fig 6: (a) four people in the scene. (b) six people in the scene. (c) seven people in the scene (d) eight people in the scene.

ER	4(32)		6(148)		7(60)		8(97)	
	OM	TM	OM	TM	OM	TM	OM	TM
4	72.3%	12.1%						
5	21.2%	81.8%	26.8%	27.5%				
6			58.4%	27.5%	16.4%			
7			12.8%	9.4%	65.6%	13.1%	27.6%	19.4%
8					14.8%	73.8%	55.1%	64.3%
9							12.2%	13.3%

Table 1: The Comparison of Our Method with Method in [5] For People Counting On the Pests2009 Dataset.

Results of Abnormal Crowd Behavior Detection: In our investigation, we direct three gatherings of tests on a PETS2009 dataset with social event and scattering. Fig. 5 shows three gatherings of trial results. These scenes start with the social affair occasions and end with the scattering occasions with various light conditions. CurveCD matches well with the group appropriation. At the point when people on foot are progressively assembling in the scene, the estimation of CurveCD becomes higher. At that point, individuals step by step keep quiet in this scene, and pertinently the estimation of CurveCD gets littler at that point holds. In the following minute, since individuals starting to disperse, CurveCD's

worth increases clearly and quickly. The bigger CurveCD is, the higher the confusion will be. The CurveCD can successfully portray the group circulation.

V. CONCLUSION AND FUTURE ENHANCEMENT

This paper introduces a vigorous unsupervised irregular group conduct identification strategy. Surmised middle channel is utilized to diminish the pace of misdetection and is alluded to twofold foundation model for getting solid frontal area. We can get exact aftereffects of individuals checking by utilizing proposed potential vitality model. In light of individuals checking, a compelling element swarm appropriation bend is proposed to portray the group conveyance and help to recognize anomalous conduct. The presentation in the trials can demonstrate that our technique can get dependable outcomes with less false cautions. For future work, the distinguished irregular group conduct can further be arranged into battles, charge and so forth. This, increasingly definite characterization will enable the specialists to be progressively arranged to manage the circumstance. Accordingly, serious harms to human lives can be anticipated utilizing this framework.

REFERENCES:

- [1] N. N. A. Sjarif, S. M. Shamsuddin. S. Z. Hashim, "DETECTION OF ABNORMAL BEHAVIORS IN CROWD SCENE: A REVIEW", International Conference on System Reliability and Science (ICSRS), pp.1-34, November 2012
- [2] Min Sun, Dongping Zhang, Leyi Qian, Ye Shen, "Crowd Abnormal Behavior Detection on Label Distribution Learning", IEEE-2015
- [3] G.Santhiya, K.Sankaragomathi, S.Selvarani, A.Niranjil Kumar, "Abnormal Crowd Tracking and Motion Analysis", IEEE International Conference on Advanced Communication Control and Computing Technologies (ICACCCT), pp.1300-1304, May 2014
- [4] Dongping Zhang, Huailiang Peng, Yu Haibin, Yafei Lu, "Crowd Abnormal Behavior Detection on Machine Learning", Asian Network for scientific Information, pp.1199-1205, June 2013.
- [5] Z.Y He, X.Li, D.C Tao, X.G You, and Y.Y Tang, "Connected component model for multi-object tracking", IEEE Transactions on Image Processing, vol.25, no.8, pp.3698-3711, 2016.
- [6] Z.Y He, S.G Yi, Y.M Cheung, X.G You, and Y.Y Tang, "Robust object tracking via key patch sparse representation", IEEE Transactions on Cybernetics, no.47 pp.354-364, 2017.
- [7] A. Basharat, A. Gritai, M. Shah., "Learning object motion patterns for anomaly detection and improved object detection", in Proc. CVPR, pp.1- 8, 2009.
- [8] J. Kim, K. Grauman, "Observe locally, infer globally: a space-time MRF for detecting abnormal activities with incremental updates", in Proc. CVPR, pp. 2921–2928, 2009.
- [9] G. Xiong, J. Cheng, "An energy model approach to people counting for abnormal crowd behavior detection", Neurocomputing, vol.83, pp. 121135, Aug, 2012.
- [10] X.G You, Q. Li, D.C Tao, W.H Ou, M.M Gong, "Local metric learning for exemplar-based object detection", IEEE Trans. on Circuits and Systems for Video Technology, vol. 24, pp. 1265–1276, 2014.



International Journal for Innovative Engineering and Management Research

A Peer Reviewed Open Access International Journal

www.ijiemr.org