



# International Journal for Innovative Engineering and Management Research

A Peer Reviewed Open Access International Journal

[www.ijiemr.org](http://www.ijiemr.org)

**COPY RIGHT**



**ELSEVIER**  
**SSRN**

**2022 IJIEMR.** Personal use of this material is permitted. Permission from IJIEMR must be obtained for all other uses, in any current or future media, including reprinting/republishing this material for advertising or promotional purposes, creating new collective works, for resale or redistribution to servers or lists, or reuse of any copyrighted component of this work in other works. No Reprint should be done to this paper, all copy right is authenticated to Paper Authors

IJIEMR Transactions, online available on 31<sup>st</sup> Dec 2022. Link

[:http://www.ijiemr.org/downloads.php?vol=Volume-11&issue=Issue 12](http://www.ijiemr.org/downloads.php?vol=Volume-11&issue=Issue 12)

**DOI: 10.48047/IJIEMR/V11/ISSUE 12/48**

Title **A FRAMEWORK FOR TOURIST IDENTIFICATION AND ANALYTICS USING TRANSPORT DATA**

Volume 11, ISSUE 12, Pages: 359-365

Paper Authors

**Dr U.shivajji, Pravalika Tirumalashetty, T.Manish Yeswin, Shiva kumar, adarsh**



USE THIS BARCODE TO ACCESS YOUR ONLINE PAPER

To Secure Your Paper As Per **UGC Guidelines** We Are Providing A Electronic Bar Code

## A FRAMEWORK FOR TOURIST IDENTIFICATION AND ANALYTICS USING TRANSPORT DATA

1. Dr U.shivajji, assistant professor,department of IT ,Institute of aeronautical engineering college,Telangana, india. u.shivaji@iare.ac.in

2. Pravalika Tirumalashetty, Assistant professor, Department of IT, Institute of aeronautical engineering college, Telangana,india. Pravalika Tirumalashettyoo76@gmail.com

3. T.Manish Yeswin, Department of IT, Institute of aeronautical engineering college, Telangana India. Yeswinmanish044@gmail.com

4. Shiva kumar,Department of IT ,Institute of aeronautical engineering college,Telangana,india. 19951a1295@iare.ac.in

5. adarsh,Department of IT, Institute of aeronautical engineering college, Telangana, india. 19951a1203@iare.ac.in

**ABSTRACT:** Given the fast expansion of the tourist leisure business and the increase in visitor volume, insufficient tourist information has placed huge strain on traffic in attractive places. Using city-scale transportation data, we provide an overview of visitor identification and preference analytics. because of flaws in traditional data sources like survey data and social media data, which frequently have limited coverage of tourists and uneven information delays. Using transportation data, we may overcome these restrictions and provide improved perspectives to various stakeholders, which often include tour firms, transportation providers, and visitors. Monitoring visitor movement and evaluating tourist travel behaviour in picturesque locations using Big Data technology. By collecting data and completing a data modelling research to reflect the distribution of tourism hotspots, tourist locations, and resident information, among other things. We then develop a tourist preference analytics model based on the trace data from the identified visitors to determine where an easy-to-use user interface is provided to make information more accessible and gain insights from the analytics results.

**Keywords** – *Density-based clustering, Hierarchical clustering, and K-means clustering*

### 1. INTRODUCTION

The importance of tourism originates from the many advantages and benefits it provides to each host nation. However, the true value of tourism lies in its presence, presentation, and organization. We'll say the following, then. A country's overall growth and development are aided by tourism in two ways: first, by providing numerous benefits and economic value;

secondly, by assisting in the development of the region's brand recognition, profile, and identity. Moving beyond appealing places, the tourist sector is a substantial contribution to economic development. We will discuss and explain the economic (and noneconomic) benefits of tourism. The importance of value to a nation and why it is so important for every location. Why

does a developing nation see tourism as more than simply a source of tourists? It also serves as a platform for economic progress and overall development. Why is it becoming more popular and prominent as an indication and barometer of not just growth and development but also social factors? In this study, we isolate Transport data by employing the Hadoop instrument next to some. HDFS, map reduction, sqoop, hive, and pig are examples of common Hadoop systems. Using these technologies, we may prepare information without confinement, avoid data loss, and achieve high throughput and sustainability. Costs are generally very inexpensive, and it is an opensource programming; it is exceptional in most stages since it is centred on Python.

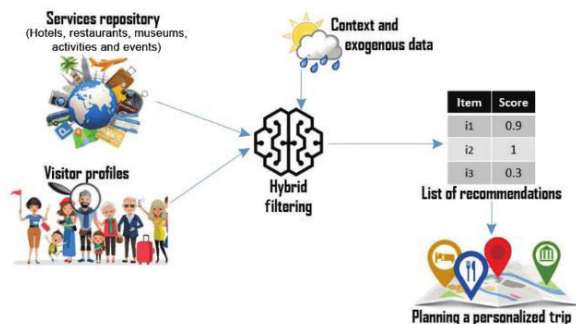


Fig.1: Example figure

The term "big information application" refers to distributed applications that are often huge in size and operate with large amounts of data. However, it is difficult for ordinary processing programmes to manage such large and complex data sets, which leads to the emergence of huge information applications. However, if the data analytics process is prolonged, a large number of benefits might be realised. As a result, in recent years, a time period gigantic information application has received a lot of attention for delivering a rapid answer. A time span gigantic information partner degree insightful application

is a product that processes information over the long run and creates a rapid response (continuous or almost time span reaction). Transportation, monetary administrations like trade, military insight, asset the board, catastrophic events, various occasions/celebrations, etc are instances of colossal information investigation applications. This sort of utilization's dormancy is regularly estimated in milliseconds or seconds, but for some applications, it very well may be estimated in minutes.

## 2. LITERATURE REVIEW

### Social big data: Recent achievements and new challenges:

Large information has arisen as a basic issue in a great many scholarly fields, including information mining, ML, computational knowledge, data combination, the semantic Web, and informal communities. The appearance of numerous large information structures for enormous information handling in view of the MapReduce worldview, like Apache Hadoop and, all the more as of late, Flash, has empowered the successful utilization of information mining approaches and AI calculations in different areas. A few libraries, such Mahout and SparkMLib, have been made to assist engineers with making new productive applications in light of AI strategies. The combination of enormous information innovation and traditional ML calculations has made previously unheard-of issues in spaces like online entertainment and interpersonal organizations. These new hardships are principally worried about issues like as information handling, stockpiling, and portrayal, as well as how information might be used for design mining, examining client conduct, and showing and checking information, in addition

to other things. We offer a survey of the new methodologies intended to empower for viable information mining and data combination from virtual entertainment, as well as the new applications and systems that are currently arising under the "rooftop" of the interpersonal organizations, online entertainment, and large information standards.

### **Business intelligence and analytics: From big data to big impact:**

Corporate knowledge and examination (BI&A) has developed as a basic subject of study for the two experts and researchers, mirroring the volume and significance of information related difficulties that should be handled in current business associations. This prologue to the MIS Quarterly Unique Issue on Business Insight Exploration first presents a structure for distinguishing BI&A improvement, applications, and new examination fields. The principal characteristics and abilities of BI&A 1.0, BI&A 2.0, and BI&A 3.0 are characterized and definite. Ebb and flow BI&A research is analyzed, and challenges and conceivable outcomes in BI&A examination and educating are perceived. We likewise give the consequences of a bibliometric investigation of key BI&A articles, researchers, and examination subjects in light of over 10 years of connected scholar and modern distributions. At long last, the exceptional issue's six papers are introduced and depicted as far as the proposed BI&A research worldview.

### **The inevitable application of big data to health care:**

The amount of information accumulated and put away carefully is huge and developing rapidly. As a result, the study of information the executives and examination is improving to

permit undertakings to make an interpretation of this monstrous asset into data and information that will help them in accomplishing their objectives. Large information is an expression utilized by PC researchers to describe this creating innovation. Huge information has been effectively utilized in stargazing (for instance, the Sloan Computerized Sky Study of adjustable data), retail deals (for instance, Walmart's enormous number of exchanges), web search tools (for instance, Google's customization of individual pursuits in view of past web information), and governmental issues (for instance, a mission's focal point of political promotions on individuals probably going to help their up-and-comer in light of web look).

### **A cloud-based architecture for big data analytics in smart grid: A proposal:**

A Smart Grid is a better type of an electric network where request and supply are figured out how to suit the necessities of buyers. The article examines the production of a cloud-based Brilliant Framework for evaluating Bid-Information and going with decisions to adjust client interest. The arranged savvy lattice would manage a Major Informational collection that will include information on client power use propensities, past climate information for the district, current interest and supply data. The matrix will run on information recovered from the distributed storage. The report additionally centers around brilliant frameworks related to sustainable power sources.

### **Research on intelligent transportation system technologies and applications:**

Intelligent Transportation Systems (ITS) depend on data and control innovation to play out their obligations. Transportation faculty are know about a portion of these gadgets, like circle

indicators. Be that as it may, various less conspicuous innovation and framework thoughts are basic to ITS exercises. In spite of the fact that data and control innovation are at the core of ITS, human issues are similarly basic and perhaps convoluted. This paper presents the vital ITS empowering advances and examines the reason why transportation experts ought to remember human perspective experts for the plan of ITS hardware and offices at a beginning phase.

### **A survey of intelligent transportation systems:**

Transportation, frequently known as the transportation business, is a lawful method for moving merchandise starting with one area then onto the next. Transportation has confronted a few difficulties over time, including a high mishap rate, gridlock, traffic and fossil fuel byproducts air contamination, etc. In a few conditions, the transportation business was stood up to with letting the horror free from crash-related wounds in mishaps. Due to this multifaceted design, scientists have joined virtual innovation with transportation to make the Smart Vehicle Framework. The idea of coordinating virtual innovation with transportation is imaginative, and it is basic to defeating worldwide hardships. This article looks at the extensive variety of Shrewd Transportation Framework applications, innovation, and areas. The objective of this writing study is to join and orchestrate different fields and applications, advances, and innovations to chat with all possibilities. Moreover, this study centers around a wide subject known as Savvy Transport Frameworks, examining its numerous applications, innovation, and applications in different areas.

### **Data fusion in intelligent transportation systems: Progress and challenges—A survey:**

Intelligent transportation systems (ITS) increase transportation foundation with data and correspondence advancements with the objectives of further developing traveler wellbeing, decreasing travel time and fuel utilization, and diminishing vehicle mileage. With the improvement of contemporary correspondence and handling gear, as well as minimal expense sensors, it is presently possible to assemble and decipher information from various sources. Data fusion (DF) is a bunch of systems for joining data from many sources to make predominant deductions. DF is an undeniable ITS instrument. This article offers an outline of how DF is used in a few region of ITS.

### **3. METHODOLOGY**

Proposed idea manages giving data set by utilizing Hadoop apparatus we can dissect no constraint of information and straightforward add number of machines to the bunch and we come by results with less time, high throughput and support cost is exceptionally less and we are involving parcels and bucketing procedures in Hadoop. Hadoop is an open source structure oversaw by the Apache Programming Establishment that is utilized to store and investigate huge datasets on a bunch of ware equipment. We use the Hadoop innovation, which has two parts: HDFS and Guide Diminish. We additionally make benefit of Hadoop environments, for example, sqoop, Hive, and pig.

#### **Advantages:**

- No data loss issues.
- Effective data processing.

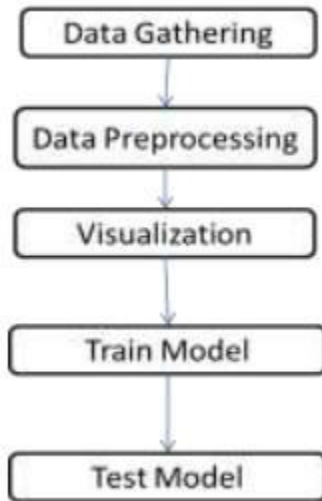


Fig.2: System architecture

## MODULES:

To carry out the aforementioned project, we created the modules listed below.

### a) Preprocessing Transport System Database:

This module examinations information in Microsoft Excel with different sorts of fields, then changes it over completely to comma delimited design, known as a csv (comma separator value) document, then moves it to MySQL reinforcement through Data set. To forestall information misfortune, we should change over verifiable clump handling information from (.xlsc) organization to (.csv) configuration and take a reinforcement of that large number of information in MYSQL Data set.

### b) Storage:

In this module, we recover all of the reinforcement information that we have saved in MYSQL and import it to HDFS utilizing sqoop orders (HadoopDistributed File System). The

information is all presently saved in HDFS and is fit to be handled utilizing hive.

### c) Analyze query:

In this module, we utilize the sqoop import order to move every one of the information from HDFS to HIVE, where it is prepared for examination. Just organized information can be handled and dissected with HIVE. We can utilize hive to examine information all the more successfully by removing simply valuable information and overlooking unclenched information.

### d) R(visualization):

R is a factual figuring and designs language and climate. It is a GNU project that is tantamount to the S language and climate laid out by John Chambers and partners at Ringer Research centers (beforehand AT&T, presently Bright Innovations). R might be considered an elective execution of S. There are absolutely huge changes, albeit the greater part of the code made for S runs unaltered in R. We'll generally be using R to envision our discoveries and foster Models.

## 4. IMPLEMENTATION

### ALGORITHMS:

#### K-Means Clustering Algorithm:

K-Means Clustering is an Unsupervised Learning technique that partitions an unlabeled dataset into groups. K is the quantity of pre-characterized bunches that should be delivered all through the technique; for instance, if K=2, there will be two groups; if K=3, there will be three bunches, etc.

It empowers us to bunch the information into unmistakable gatherings and gives a fast strategy

to finding the classifications of gatherings in an unlabeled dataset without the necessity for preparing.

It is a centroid-based procedure, with each bunch having its own centroid. This calculation's essential objective is to limit the amount of distances between data of interest and their separate bunches.

The technique begins with an unlabeled dataset, isolates it into k groups, and afterward proceeds with the system until it doesn't distinguish the ideal bunches. In this calculation, the worth of k ought to be preset.

### Density-based clustering

Density-Based Clustering is one of the most frequently used solo learning approaches in model development and ML calculations. The data of interest in the space isolated by two depressed spot thickness bunches are viewed as commotion. The encompasses of a particular thing with a sweep are known as the item's area. In the event that the article's area contains basically a specific number of articles, MinPts, it is alluded to be a center article.

### Hierarchical Clustering

Hierarchical clustering, also known as hierarchical cluster analysis or HCA, is another unsupervised machine learning approach used to sort unlabeled datasets into clusters.

The dendrogram is a tree-formed structure that we build in this way to deal with foster the pecking order of bunches.

The consequences of K-implies clustering and hierarchical clustering might appear to be comparable now and again, but they differ

contingent upon how they capability. Since there is compelling reason need to foreordain the quantity of bunches as in the K-Means procedure.

## 5. EXPERIMENTAL RESULTS




Fig.3: Outliers

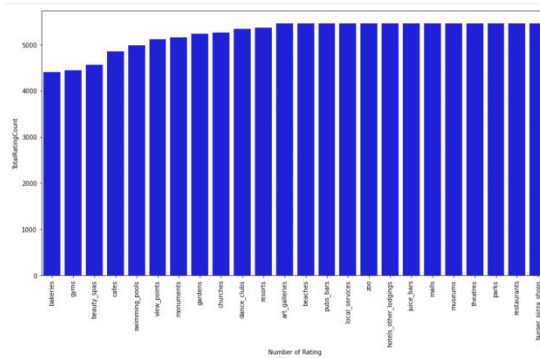


Fig.4: No. of ratings for each place

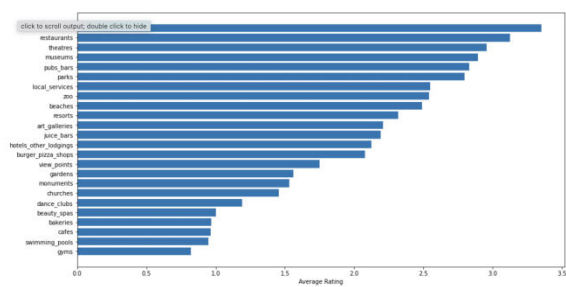


Fig.5: Average rating of places

## 6. CONCLUSION

In this work, we provided a study on the Transport System to help improve understanding

of how to choose the best path from datasets to analyze Transport System data in the Hadoop environment. We may conduct a subsequent study on transportation modes or location-based inquiries using the Prediction tools.

## REFERENCES

- [1] G. Bello-Orgaz, J. J. Jung, and D. Camacho, "Social big data: Recent achievements and new challenges," *Inf. Fusion*, vol. 28, pp. 45–59, Mar. 2016.
- [2] M. Chen, S. Mao, and Y. Liu, "Big data: A survey," *Mobile Netw. Appl.*, vol. 19, no. 2, pp. 171–209, Apr. 2014.
- [3] H. Chen, R. H. Chiang, and V. C. Storey, "Business intelligence and analytics: From big data to big impact," *MIS Quart.*, vol. 36, no. 4, pp. 1165–1188, 2012.
- [4] T. B. Murdoch and A. S. Detsky, "The inevitable application of big data to health care," *JAMA*, vol. 309, no. 13, pp. 1351–1352, 2013.
- [5] M. Mayilvaganan and M. Sabitha, "A cloud-based architecture for big data analytics in smart grid: A proposal," in *Proc. IEEE Int. Conf. Comput. Intell. Comput. Res. (ICCIC)*, Dec. 2013, pp. 1–4.
- [6] L. Qi, "Research on intelligent transportation system technologies and applications," in *Proc. Workshop Power Electron. Intell. Transp. Syst.*, 2008, pp. 529–531.
- [7] S.-H. An, B.-H. Lee, and D.-R. Shin, "A survey of intelligent transportation systems," in *Proc. Int. Conf. Comput. Intell.*, Jul. 2011, pp. 332–337.
- [8] N.-E. El Faouzi, H. Leung, and A. Kurian, "Data fusion in intelligent transportation systems: Progress and challenges—A survey," *Inf. Fusion*, vol. 12, no. 1, pp. 4–10, 2011.
- [9] J. Zhang, F.-Y. Wang, K. Wang, W.-H. Lin, X. Xu, and C. Chen, "Data driven intelligent transportation systems: A survey," *IEEE Trans. Intell. Transp. Syst.*, vol. 12, no. 4, pp. 1624–1639, Dec. 2011.
- [10] Q. Shi and M. Abdel-Aty, "Big data applications in realtime traffic operation and safety monitoring and improvement on urban expressways," *Transp. Res. C, Emerg. Technol.*, vol. 58, pp. 380–394, Sep. 2015.