



# International Journal for Innovative Engineering and Management Research

A Peer Reviewed Open Access International Journal

www.ijiemr.org

**COPY RIGHT**



**ELSEVIER**  
**SSRN**

**2018 IJIEMR.** Personal use of this material is permitted. Permission from IJIEMR must be obtained for all other uses, in any current or future media, including reprinting/republishing this material for advertising or promotional purposes, creating new collective works, for resale or redistribution to servers or lists, or reuse of any copyrighted component of this work in other works. No Reprint should be done to this paper, all copy right is authenticated to Paper Authors

IJIEMR Transactions, online available on 28<sup>h</sup> Nov 2018. Link

[:http://www.ijiemr.org/downloads.php?vol=Volume-07&issue=ISSUE-12](http://www.ijiemr.org/downloads.php?vol=Volume-07&issue=ISSUE-12)

Title: **MARKET BASKET ANALYSIS USING IMPROVED APRIORI ALGORITHM**

Volume 07, Issue 12, Pages: 516–519.

Paper Authors

**JAWAAD MAAZ KHAN, AKSHAY PRAVEEN DESHPANDE, SREE POOJITHA BETHAPUDI**

Karvy Analytics Pvt Ltd



USE THIS BARCODE TO ACCESS YOUR ONLINE PAPER

To Secure Your Paper As Per **UGC Guidelines** We Are Providing A Electronic Bar Code

## MARKET BASKET ANALYSIS USING IMPROVED APRIORI ALGORITHM

<sup>1</sup>JAWAAD MAAZ KHAN, <sup>2</sup>AKSHAY PRAVEEN DESHPANDE, <sup>3</sup>SREE POOJITHA BETHAPUDI

<sup>1,2,3</sup>Data Scientist, at Karvy Analytics Pvt Ltd

<sup>1</sup>jmaazkhan94@gmail.com, <sup>2</sup>akshaydp1995@gmail.com, <sup>3</sup>poojitha.vittala@gmail.com

### Abstract

The main objective of mining Data is to transform it into knowledge. This paper explores the basics of data mining with its architecture in brief. It also focuses on the patterns which can be mined so as to convert data in to knowledge. The topic elaborates one of the techniques to analyze the data from large amount of data sets. The analysis explained here is market basket analysis which is basically used by marketer to improve the performance of their business. It can be done by analyzing the available data in such way that frequent item set can be found and can be analyzed to define an association rule. One of the algorithm which helps in finding association rule for frequent item set is Improved Apriori Algorithm for Association Rules. It is explained at the end with a case study in this paper.

**Keywords:** - Market basket, Improved Apriori Algorithm, Data mining.

### 1. INTRODUCTION

Data mining also known as Knowledge Discovery in Database (KDD). The purpose of data mining is to abstract interesting knowledge from the large database. From the analysis of abstracted patterns, decision-making process can be done very easily. Association rule is based mainly on discovering frequent item sets. Association's rules are frequently used by retail stores to assist in marketing, advertising, inventory control, predicting faults in telecommunication network. The architecture of data mining system has the following main components data warehouse, database or other repositories of information, a server that fetches the relevant data from repositories based on the user's request, knowledge base is used as guide of search according to defined

constraint, data mining engine include set of essential modules, such as characterization, classification, clustering, association, regression and analysis of evolution. Pattern evaluation module that interacts with the modules of data mining to strive towards interested patterns. Finally, graphical user interfaces from through it the user can communicate with the data mining system and allow the user to interact.

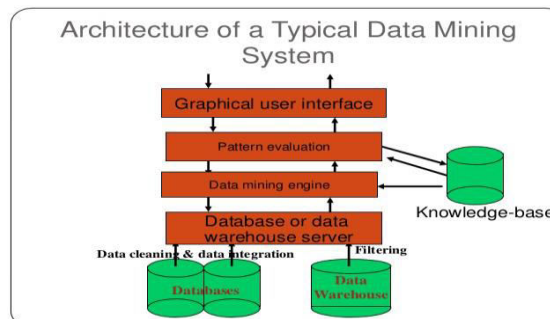


Fig:-1 Architecture of Data mining

The major components of any data mining system are data source, data warehouse server, data mining engine, pattern evaluation module, graphical user interface and knowledge base.

1. Database, data warehouse, or other information repository: These are the actual information repositories.
2. Database or data warehouse server: Here the data is fetched as per the user's requirement which is need for data mining task.
3. Knowledge base: The collection of discovered data called as knowledge base.
4. Data mining engine :It performs the data mining task such as characterization, association, classification, cluster analysis etc.
5. Pattern evaluation module: It is integrated with the mining module and it helps in searching only the interesting patterns.
6. Graphical user interface: Through this interface communication between user and the data mining system happens and it allows users to browse the data from database or data warehouse schemas.

## 2. RELATED WORK

### Existing algorithm

Classical Apriori algorithms generate large number of candidate's sets if database is large. And due to large number of records in database it results in much more input/output cost. Assumes transaction data base is memory resident. Requires many database scans. Apriori algorithm suffers from some weakness in spite of being clear and simple. The main limitation is costly wasting of time to hold a vast number of candidate sets with much frequent item sets, low minimum support or large item sets. For

example, if there are 104 from frequent 1-itemsets, it need to generate more than 107 candidates into 2-length which in turn they will be tested and accumulate [2]. Furthermore, to detect frequent pattern in size 100 (e.g.) v1, v2...v100, it have to generate 2100 candidate item sets [1] that yield on costly and wasting of time of candidate generation. So, it will check for many sets from candidate itemsets, also it will scan database many times repeatedly for finding candidate item sets. Apriori will be very low and inefficiency when memory capacity is limited with large number of transactions.

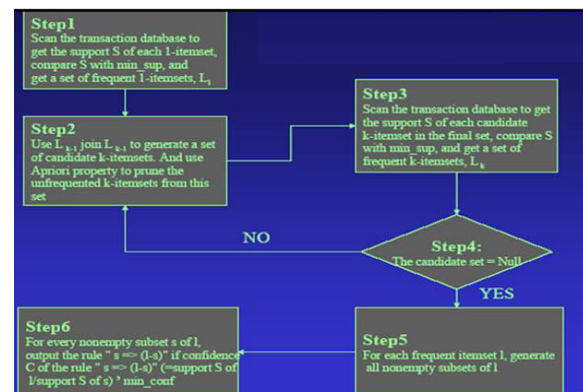


Fig:-2 Flow Chart for Apriori

### Proposed System

This section will address the improved Apriori ideas, the improved Apriori, an example of the improved Apriori, the analysis and evaluation of the improved Apriori and the experiments.

## 3. IMPLEMENTATION

In the process of Apriori, the following definitions are needed:

Definition 1: Suppose  $T = \{T_1, T_2, \dots, T_m\}$ ,  $(m-1)$  is a set of transactions,  $T_i = \{I_1, I_2, \dots, I_n\}$ ,  $(n-1)$  is the set of items, and  $k$ -itemset =  $\{i_1, i_2, \dots, i_k\}$ ,  $(k-1)$  is also the set of  $k$  items, and  $k$ -itemset  $\subseteq$

I. Definition 2: Suppose  $L_1$  (itemset), is the support count of itemset or the frequency of occurrence of an itemset in transactions.

Definition 3: Suppose  $C_k$  is the candidate itemset of size  $k$ , and  $L_k$  is the frequent itemset of size  $k$ .

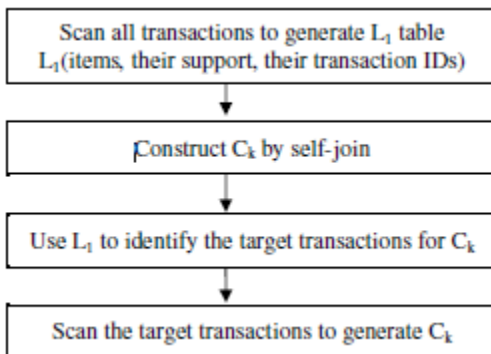


Fig:-3 our proposed approach

In our proposed approach, we enhance the Apriori algorithm to reduce the time consuming for candidates itemset generation. We firstly scan all transactions to generate  $L_1$  which contains the items, their support count and Transaction ID where the items are found. And then we use  $L_1$  later as a helper to generate  $L_2, L_3 \dots L_k$ . When we want to generate  $C_2$ , we make a self-join  $L_1 * L_1$  to construct 2-itemset  $C(x, y)$ , where  $x$  and  $y$  are the items of  $C_2$ . Before scanning all transaction records to count the support count of each candidate, use  $L_1$  to get the transaction IDs of the minimum support count between  $x$  and  $y$ , and thus scan for  $C_2$  only in these specific transactions. The same thing for  $C_3$ , construct 3-itemset  $C(x, y, z)$ , where  $x, y$  and  $z$  are the items of  $C_3$  and use  $L_1$  to get the transaction IDs of the minimum support count between  $x, y$  and  $z$ , then scan for  $C_3$  only in these specific transactions and

repeat these steps until no new frequent itemsets are identified.

### The improved Apriori

The improvement of algorithm can be described as follows:


//Generate items, items support, their transaction ID

- (1)  $L_1 = \text{find\_frequent\_1\_itemsets}(T)$ ;
- (2) For ( $k = 2; L_{k-1} \neq \emptyset; k++$ ) {
- //Generate the  $C_k$  from the  $L_{k-1}$
- (3)  $C_k = \text{candidates generated from } L_{k-1}$ ;
- //get the item  $I_w$  with minimum support in  $C_k$  using  $L_1, (I_w, k)$ .
- (4)  $x = \text{Get\_item\_min\_sup}(C_k, L_1)$ ;
- // get the target transaction IDs that contain item  $x$ .
- (5)  $T_{gt} = \text{get\_Transaction\_ID}(x)$ ;
- (6) For each transaction  $t$  in  $T_{gt}$  Do
- (7) Increment the count of all items in  $C_k$  that are found in  $T_{gt}$ ;
- (8)  $L_k = \text{items in } C_k \text{ with min\_support}$ ;
- (9) End;
- (10) }

## 4. EXPERIMENTAL RESULTS

Sample Data of Market basket

T-ID	ITEMS
T1	11, 12, 15
T2	12, 14
T3	12, 14
T4	11, 12, 14
T5	11, 13
T6	12, 13
T7	11, 13
T8	11, 12, 13, 15
T9	11, 12, 13



ITEMS	SUPPORT
11	6
12	7
13	5
14	3
15	2

FREQUENT 1 ITEM SET

Fig:-4 suppose we have transaction set  $D$  has 9 transactions and the minimum support = 3. The transaction table is

ITEMSETS	SUPPORT	T-IDS
I1	6	T1, T4, T5, T7, T8, T9
I2	7	T1, T2, T3, T4, T6, T8, T9
I3	5	T5, T6, T7, T8, T9
I4	3	T2, T3, T4
I5	2	T1, T8 (DELETED)

FREQUENT 1 ITEMSET

Fig:-5 Frequent 1 Item Set

ITEMS	SUPP ORT	MIN	FOUND IN
I1,I2	4	I1	T1, T4, T5, T7, T8, T9
I1,I3	4	I3	T5, T6, T7, T8, T9
I1,I4	1	I4	T2, T3, T4 (DELETED)
I2,I3	3	I3	T5, T6, T7, T8, T9
I2,I4	3	I4	T2, T3, T4
I3,I4	0	I4	T2, T3, T4 (DELETED)

FREQUENT 2 ITEMSET

ITEMS	SUPP ORT	MIN	FOUND IN
I1,I2,I3	2	I3	T5, T6, T7, T8, T9( DELETED)
I1,I2,I4	1	I4	T2, T3, T4( DELETED)
I1,I3,I4	0	I4	T2, T3, T4( DELETED)
I2,I3,I4	0	I4	T2, T3, T4( DELETED)

FREQUENT 3 ITEMSET

Fig:-6 Frequent 2 Item Set, Frequent 3 Item Set

## 5. CONCLUSION

Market Basket analysis is one of the required analysis and is used in many areas like credit card transactions, for analyzing phone calling patterns, in many of the financial services companies. For this analysis the major process is to find out frequent item sets. Apriori algorithm is the best suitable algorithm to find the frequent item set with heir association rules. An improved Apriori is proposed through reducing the time consumed in transactions scanning for candidate itemsets by reducing the number of transactions to be scanned. Whenever the k of k-itemset increases, the

gap between our improved Apriori and the original Apriori increases from view of time consumed, and whenever the value of minimum support increases, the gap between our improved Apriori and the original Apriori decreases from view of time consumed. The time consumed to generate candidate support count in our improved Apriori is less than the time consumed in the original Apriori; our improved Apriori reduces the time consuming by 67.38%

## 6. REFERENCES

[1] AN IMPROVED APRIORI ALGORITHM FORASSOCIATION RULESMohammed Al-Maolegi1, Bassam Arkok2Computer Science, Jordan University of Science and Technology, Irbid, JordanInternational Journal on Natural Language Computing (IJNLC) Vol. 3, No.1, February 2014

[2] Market basket analysis using apriori algorithm in data miningSWATI MAHESH JOSHI Lecturer, Department of Information Technology, V.P.M.'s Polytechnic, Thane, Maharashtra, India,International Research Journal of Engineering and Technology (IRJET) e-ISSN: 2395-0056Volume: 05 Issue: 04 | Apr-2018

[3] H. H. O. Nasereddin, "Stream data mining," *International Journal of Web Applications*, vol. 1, no. 4,pp. 183–190, 2009.

[4] F. Crespo and R. Weber, "A methodology for dynamic data mining based on fuzzy clustering," *FuzzySets and Systems*, vol. 150, no. 2, pp. 267–284, Mar. 2005.

[5] R. Srikant, "Fast algorithms for mining association rules and sequential patterns," UNIVERSITY OFWISCONSIN, 1996.



# International Journal for Innovative Engineering and Management Research

PEER REVIEWED OPEN ACCESS INTERNATIONAL JOURNAL

[www.ijemr.org](http://www.ijemr.org)